

Note: Some designs in this collection may have been created using unique special stitches and/or techniques. To preserve design integrity when rescaling or rotating designs in your software, always rescale or rotate designs using the handles directly on-screen.

SCOOBY-DOO!



WB10038-01 Scooby Doo Chibi Applique

Size Inches: Size mm: Stitch Count:

4.62 X 3.39 in. 117.35 X 86.11 mm 9747 St.

	1. Brown Fabric Placement Stitch.....	4114
	2. Cut Line and Tackdown.....	4114
	3. Collar.....	4114
	4. Collar.....	0600
	5. Handle.....	0622
	6. Cover Stitch and Eye.....	1375
	7. Glass.....	3951
	8. Ears.....	2160
	9. Cover Stitch and Detail.....	1375



WB SHIELD: © & ™ WBEI. Scooby Doo: ™ & © Hanna-Barbera.

oesd™

SCOOBY-DOO!



WB10038-02 Scooby Doo Chibi Applique

Size Inches: Size mm: Stitch Count:

4.67 X 3.33 in. 118.62 X 84.58 mm 7462 St.

	1. Brown Fabric Placement Stitch.....	4114
	2. Cover Stitch and Detail.....	4114
	3. Collar.....	4114
	4. Collar.....	0600
	5. Ears.....	2160
	6. Cover Stitch and Detail.....	1375




WB SHIELD: © & ™ WBEI. Scooby Doo: ™ & © Hanna-Barbera.

oesd™

Note: Some designs in this collection may have been created using unique special stitches and/or techniques. To preserve design integrity when rescaling or rotating designs in your software, always rescale or rotate designs using the handles directly on-screen.

SCOOBY-DOO!



WB SHIELD: © & ™ WBEI. Scooby Doo: ™ & © Hanna-Barbera.



WB10038-03 Shaggy Chibi Applique

Size Inches: Size mm: Stitch Count:

4.52 X 4.17 in. 114.81 X 105.92 mm 11086 St.

	1. Orange Fabric Placement Stitch.....	1060
	2. Cut Line and Tackdown.....	1060
	3. Cream Fabric Placement Stitch.....	1060
	4. Cut Line and Tackdown.....	1060
	5. Skin.....	1060
	6. Skin Outline.....	1123
	7. Shoes.....	0138
	8. Shoe Outline.....	0132
	9. Pants.....	1526
	10. Pants Outline.....	2113
	11. Shirt.....	5730
	12. Shirt Outline.....	6043
	13. Cover Stitch.....	1123
	14. Cover Stitch.....	1233
	15. Face.....	0132

SCOOBY-DOO!



WB SHIELD: © & ™ WBEI. Scooby Doo: ™ & © Hanna-Barbera.



WB10038-04 Daphne Chibi Applique


Size Inches: Size mm: Stitch Count:

4.52 X 3.96 in. 114.81 X 100.58 mm 12982 St.

	1. Orange Fabric Placement Stitch.....	1060
	2. Cut Line and Tackdown.....	1060
	3. Cream Fabric Placement Stitch.....	1060
	4. Cut Line and Tackdown.....	1060
	5. Skin.....	1060
	6. Skin Outline.....	1123
	7. Legs and Shoe Detail.....	2170
	8. Dress.....	2810
	9. Dress/Hairband and Shoes.....	3030
	10. Leg Outlines.....	1123
	11. Scarf.....	5730
	12. Cover Stitch.....	1233
	13. Dress/Hairband and Shoe Outlines.....	2905
	14. Scarf Outline.....	6043
	15. Cover Stitch.....	1123
	16. Face.....	0132

Note: Some designs in this collection may have been created using unique special stitches and/or techniques. To preserve design integrity when rescaling or rotating designs in your software, always rescale or rotate designs using the handles directly on-screen.

SCOOBY-DOO!



WB SHIELD: © & ™ WBEL. Scooby Doo: ™ & © Hanna-Barbera.

oesd™

WB10038-05 Fred Chibi Applique

Size Inches: Size mm: Stitch Count:

4.52 X 3.81 in. 114.81 X 96.77 mm 9560 St.

	1. Yellow Fabric Placement Stitch.....	0622
	2. Cut Line and Tackdown.....	0622
	3. Cream Fabric Placement Stitch.....	0622
	4. Cut Line and Tackdown.....	0622
	5. Shoes.....	0622
	6. Shoes Outlines.....	0824
	7. Shirt.....	0010
	8. Pants and Shirt.....	4114
	9. Pants and Shirt Outlines.....	3906
	10. Skin.....	1060
	11. Skin Outlines.....	1123
	12. Shirt Outlines.....	0131
	13. Tie.....	2011
	14. Tie Outline.....	2113
	15. Cover Stitch.....	1123
	16. Cover Stitch.....	0622
	17. Eyes.....	0132

SCOOBY-DOO!



WB SHIELD: © & ™ WBEL. Scooby Doo: ™ & © Hanna-Barbera.

oesd™

WB10038-06 Velma Chibi Applique

Size Inches: Size mm: Stitch Count:

4.51 X 4.03 in. 114.55 X 102.36 mm 10335 St.

	1. Red Fabric Placement Stitch.....	1060
	2. Cut Line and Tackdown.....	1060
	3. Cream Fabric Placement Stitch.....	1060
	4. Cut Line and Tackdown.....	1060
	5. Skin.....	1060
	6. Skin Outlines.....	1123
	7. Shirt and Legs.....	0824
	8. Skirt and Shoes.....	2011
	9. Shirt and Leg Outlines.....	1233
	10. Skirt and Shoe Outlines.....	2113
	11. Eyes and Glasses.....	0132
	12. Cover Stitch.....	1123
	13. Cover Stitch.....	1526

Note: Some designs in this collection may have been created using unique special stitches and/or techniques. To preserve design integrity when rescaling or rotating designs in your software, always rescale or rotate designs using the handles directly on-screen.










SCOOBY-DOO!

WB10038-07 The Mystery Machine Chibi

Size Inches: Size mm: Stitch Count:

6.73 X 4.52 in. 170.94 X 114.81 mm 31866 St.



	1.Blue Fabric Placement Stitch.....	0131
	2.Cut Line and Tackdown.....	0131
	3.Tires.....	0131
	4.Windows and Light.....	0010
	5.Roof Rack.....	3951
	6.Detail.....	6031
	7.Wheels.....	0230
	8.Flowers.....	0904
	9.Cover Stitch and Detail.....	0132



WB SHIELD: © & ™ WBEI. Scooby Doo: ™ & © Hanna-Barbera.

