

Note: Some designs in this collection may have been created using unique special stitches and/or techniques. To preserve design integrity when rescaling or rotating designs in your software, always rescale or rotate designs using the handles directly on-screen.



PK10084-01 Cow Puzzle Piece 1

Size Inches: Size mm: Stitch Count:

6.61 X 5.08 in. 167.89 X 129.03 mm 17703 St.

| | | |
|--|--|------|
| | 1.Fiber Form Placement Stitch..... | 0781 |
| | 2.Cut Line and Tackdown..... | 0781 |
| | 3.White Felt Placement Stitch..... | 0781 |
| | 4.Cut Line and Tackdown..... | 0781 |
| | 5.Horn..... | 0781 |
| | 6.Ear..... | 1430 |
| | 7.Spots/Eyebrow and Eye..... | 0020 |
| | 8.Eye Detail..... | 0010 |
| | 9.Back Fabric Cut Line and Tackdown..... | 0010 |
| | 10.Cover Stitch..... | 0781 |
| | 11.Cover Stitch..... | 1430 |
| | 12.Cover Stitch..... | 0010 |
| | 13.Cover Stitch..... | 0020 |

PK10084-02 Cow Puzzle Piece 2

Size Inches: Size mm: Stitch Count:

6.61 X 5.08 in. 167.89 X 129.03 mm 15514 St.



| | | |
|--|--|------|
| | 1.Fiber Form Placement Stitch..... | 0781 |
| | 2.Cut Line and Tackdown..... | 0781 |
| | 3.White Felt Placement Stitch..... | 0781 |
| | 4.Cut Line and Tackdown..... | 0781 |
| | 5.Horn..... | 0781 |
| | 6.Ear..... | 1430 |
| | 7.Spot/Eyebrow and Eye..... | 0020 |
| | 8.Eye Detail..... | 0010 |
| | 9.Back Fabric Cut Line and Tackdown..... | 0010 |
| | 10.Cover Stitch..... | 0781 |
| | 11.Cover Stitch..... | 0010 |
| | 12.Cover Stitch..... | 1430 |
| | 13.Cover Stitch..... | 0020 |

Note: Some designs in this collection may have been created using unique special stitches and/or techniques. To preserve design integrity when rescaling or rotating designs in your software, always rescale or rotate designs using the handles directly on-screen.

PK10084-03 Cow Puzzle Piece 3

Size Inches: Size mm: Stitch Count:

5.10 X 5.27 in. 129.54 X 133.86 mm 19191 St.



| | | |
|--|--|------|
| | 1.Fiber Form Placement Stitch..... | 0010 |
| | 2.Cut Line and Tackdown..... | 0010 |
| | 3.White Felt Placement Stitch..... | 0010 |
| | 4.Cut Line and Tackdown..... | 0010 |
| | 5.Snout..... | 1430 |
| | 6.Spot and Mouth..... | 0020 |
| | 7.Nostrils..... | 0010 |
| | 8.Back Fabric Cut Line and Tackdown..... | 0010 |
| | 9.Cover Stitch..... | 0010 |
| | 10.Cover Stitch..... | 1430 |
| | 11.Cover Stitch..... | 0020 |

PK10084-04 Cow Puzzle Piece 4

Size Inches: Size mm: Stitch Count:

6.67 X 3.70 in. 169.42 X 93.98 mm 15200 St.




| | | |
|--|--|------|
| | 1.Fiber Form Placement Stitch..... | 0010 |
| | 2.Cut Line and Tackdown..... | 0010 |
| | 3.White Felt Placement Stitch..... | 0010 |
| | 4.Cut Line and Tackdown..... | 0010 |
| | 5.Snout..... | 1430 |
| | 6.Spot and Mouth..... | 0020 |
| | 7.Back Fabric Cut Line and Tackdown..... | 0010 |
| | 8.Cover Stitch..... | 0010 |
| | 9.Cover Stitch..... | 1430 |
| | 10.Cover Stitch..... | 0020 |












Note: Some designs in this collection may have been created using unique special stitches and/or techniques. To preserve design integrity when rescaling or rotating designs in your software, always rescale or rotate designs using the handles directly on-screen.

PK10084-05 Pig Puzzle Piece 1

Size Inches: Size mm: Stitch Count:

6.12 X 5.02 in. 155.45 X 127.51 mm 11974 St.













| | | |
|---|---|------|
|  | 1.Fiber Form Placement Stitch..... | 2152 |
|  | 2.Cut Line and Tackdown..... | 2152 |
|  | 3.Pink Felt Placement Stitch..... | 2152 |
|  | 4.Cut Line and Tackdown..... | 2152 |
|  | 5.Ear Detail..... | 2152 |
|  | 6.Ear Outline..... | 2153 |
|  | 7.Cheek..... | 1430 |
|  | 8.Eye and Eyebrow..... | 0020 |
|  | 9.Eye Detail..... | 0010 |
|  | 10.Back Fabric Cut Line and Tackdown..... | 2155 |
|  | 11.Cover Stitch..... | 2155 |

PK10084-06 Pig Puzzle Piece 2

Size Inches: Size mm: Stitch Count:

6.59 X 5.01 in. 167.39 X 127.25 mm 11027 St.



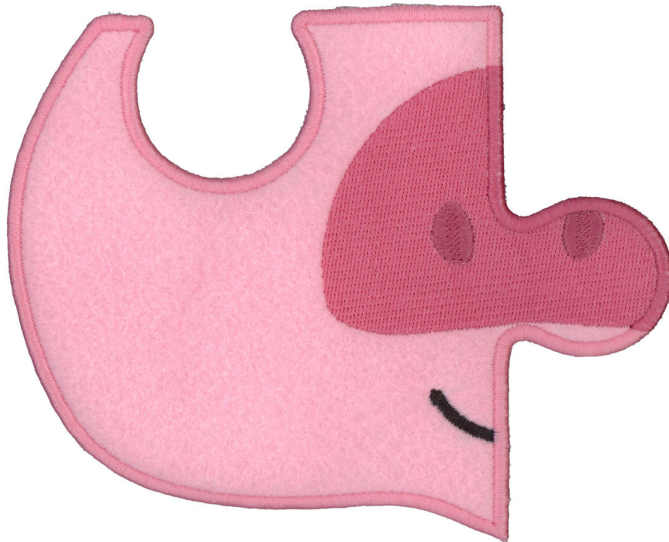
| | | |
|---|--|------|
|  | 1.Fiber Form Placement Stitch..... | 2152 |
|  | 2.Cut Line and Tackdown..... | 2152 |
|  | 3.Pink Felt Placement Stitch..... | 2152 |
|  | 4.Cut Line and Tackdown..... | 2152 |
|  | 5.Ear Detail..... | 2152 |
|  | 6.Eye and Eyebrow..... | 0020 |
|  | 7.Eye Detail..... | 0010 |
|  | 8.Back Fabric Cut Line and Tackdown..... | 2155 |
|  | 9.Cover Stitch..... | 2155 |











Note: Some designs in this collection may have been created using unique special stitches and/or techniques. To preserve design integrity when rescaling or rotating designs in your software, always rescale or rotate designs using the handles directly on-screen.

PK10084-07 Pig Puzzle Piece 3

Size Inches: Size mm: Stitch Count:

6.19 X 5.07 in. 157.23 X 128.78 mm 12948 St.

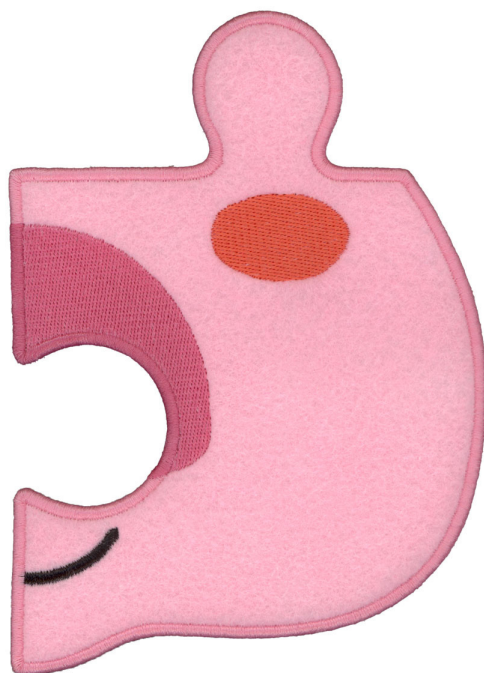












| | | |
|---|--|------|
|  | 1.Fiber Form Placement Stitch..... | 2152 |
|  | 2.Cut Line and Tackdown..... | 2152 |
|  | 3.Pink Felt Placement Stitch..... | 2152 |
|  | 4.Cut Line and Tackdown..... | 2152 |
|  | 5.Snout..... | 2152 |
|  | 6.Nostrils..... | 2153 |
|  | 7.Mouth..... | 0020 |
|  | 8.Back Fabric Cut Line and Tackdown..... | 2155 |
|  | 9.Cover Stitch..... | 2155 |
|  | 10.Cover Stitch..... | 2152 |

PK10084-08 Pig Puzzle Piece 4

Size Inches: Size mm: Stitch Count:

6.66 X 4.80 in. 169.16 X 121.92 mm 10944 St.



| | | |
|---|--|------|
|  | 1.Fiber Form Placement Stitch..... | 2152 |
|  | 2.Cut Line and Tackdown..... | 2152 |
|  | 3.Pink Felt Placement Stitch..... | 2152 |
|  | 4.Cut Line and Tackdown..... | 2152 |
|  | 5.Snout..... | 2152 |
|  | 6.Cheek..... | 1430 |
|  | 7.Mouth..... | 0020 |
|  | 8.Back Fabric Cut Line and Tackdown..... | 2155 |
|  | 9.Cover Stitch..... | 2155 |
|  | 10.Cover Stitch..... | 2152 |

Note: Some designs in this collection may have been created using unique special stitches and/or techniques. To preserve design integrity when rescaling or rotating designs in your software, always rescale or rotate designs using the handles directly on-screen.

PK10084-09 Sheep Puzzle Piece 1

Size Inches: Size mm: Stitch Count:

6.62 X 5.01 in. 168.15 X 127.25 mm 11267 St.




| | | |
|---|--|------|
| ■ | 1.Fiber Form Placement Stitch..... | 0176 |
| ■ | 2.Cut Line and Tackdown..... | 0176 |
| ■ | 3.Gray Felt Placement Stitch..... | 0176 |
| ■ | 4.Cut Line and Tackdown..... | 0176 |
| ■ | 5.White Felt Placement Stitch..... | 0176 |
| ■ | 6.Cut Line and Tackdown..... | 0176 |
| ■ | 7.Fur Detail..... | 0176 |
| ■ | 8.Back Fabric Cut Line and Tackdown..... | 0176 |
| ■ | 9.Cover Stitch..... | 1972 |
| □ | 10.Cover Stitch..... | 0010 |

PK10084-10 Sheep Puzzle Piece 2

Size Inches: Size mm: Stitch Count:

4.96 X 6.48 in. 125.98 X 164.59 mm 9538 St.




| | | |
|---|--|------|
| ■ | 1.Fiber Form Placement Stitch..... | 0176 |
| ■ | 2.Cut Line and Tackdown..... | 0176 |
| ■ | 3.Gray Felt Placement Stitch..... | 0176 |
| ■ | 4.Cut Line and Tackdown..... | 0176 |
| ■ | 5.White Felt Placement Stitch..... | 0176 |
| ■ | 6.Cut Line and Tackdown..... | 0176 |
| ■ | 7.Fur Detail..... | 0176 |
| ■ | 8.Back Fabric Cut Line and Tackdown..... | 0176 |
| ■ | 9.Cover Stitch..... | 1972 |
| □ | 10.Cover Stitch..... | 0010 |

Note: Some designs in this collection may have been created using unique special stitches and/or techniques. To preserve design integrity when rescaling or rotating designs in your software, always rescale or rotate designs using the handles directly on-screen.

PK10084-11 Sheep Puzzle Piece 3

Size Inches: Size mm: Stitch Count:

5.08 X 5.17 in. 129.03 X 131.32 mm 8949 St.




| | | |
|---|--|------|
| ■ | 1.Fiber Form Placement Stitch..... | 0020 |
| ■ | 2.Cut Line and Tackdown..... | 0020 |
| ■ | 3.Gray Felt Placement Stitch..... | 0020 |
| ■ | 4.Cut Line and Tackdown..... | 0020 |
| ■ | 5.Face..... | 0020 |
| ■ | 6.Cheek..... | 1430 |
| □ | 7.Eye Detail..... | 0010 |
| ■ | 8.Back Fabric Cut Line and Tackdown..... | 1972 |
| ■ | 9.Cover Stitch..... | 1972 |

PK10084-12 Sheep Puzzle Piece 4

Size Inches: Size mm: Stitch Count:

6.63 X 3.43 in. 168.40 X 87.12 mm 9718 St.



| | | |
|---|---|------|
| ■ | 1.Fiber Form Placement Stitch..... | 0020 |
| ■ | 2.Cut Line and Tackdown..... | 0020 |
| ■ | 3.Gray Felt Placement Stitch..... | 0020 |
| ■ | 4.Cut Line and Tackdown..... | 0020 |
| ■ | 5.White Felt Placement Stitch..... | 0020 |
| ■ | 6.Cut Line and Tackdown..... | 0020 |
| ■ | 7.Face..... | 0020 |
| ■ | 8.Cheek..... | 1430 |
| □ | 9.Eye Detail..... | 0010 |
| ■ | 10.Back Fabric Cut Line and Tackdown..... | 1972 |
| ■ | 11.Cover Stitch..... | 1972 |
| □ | 12.Cover Stitch..... | 0010 |

Note: Some designs in this collection may have been created using unique special stitches and/or techniques. To preserve design integrity when rescaling or rotating designs in your software, always rescale or rotate designs using the handles directly on-screen.



PK10084-13 Chicken Puzzle Piece 1

Size Inches: Size mm: Stitch Count:

6.59 X 4.25 in. 167.39 X 107.95 mm 12002 St.

| | | |
|--|--|------|
| | 1.Fiber Form Placement Stitch..... | 0010 |
| | 2.Cut Line and Tackdown..... | 0010 |
| | 3.White Felt Placement Stitch..... | 0010 |
| | 4.Cut Line and Tackdown..... | 0010 |
| | 5.Comb..... | 1902 |
| | 6.Comb..... | 1704 |
| | 7.Eye and Eyebrow..... | 0020 |
| | 8.Eye Detail..... | 0010 |
| | 9.Back Fabric Cut Line and Tackdown..... | 0010 |
| | 10.Cover Stitch..... | 1902 |
| | 11.Cover Stitch..... | 0010 |
| | 12.Cover Stitch..... | 1704 |

PK10084-14 Chicken Puzzle Piece 2

Size Inches: Size mm: Stitch Count:

5.05 X 5.78 in. 128.27 X 146.81 mm 12453 St.



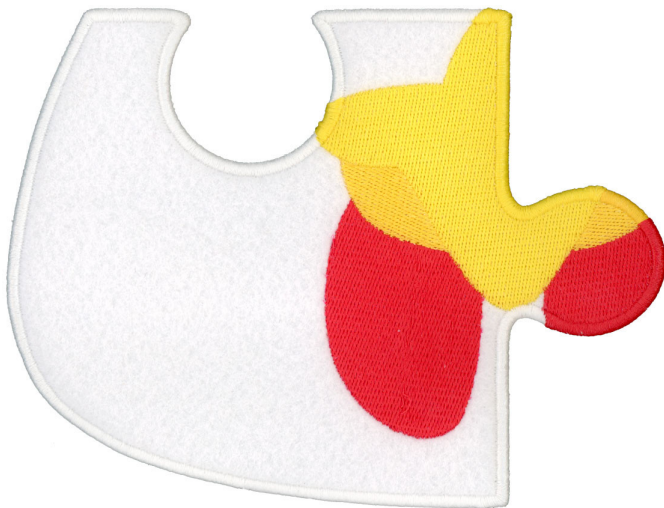
| | | |
|--|--|------|
| | 1.Fiber Form Placement Stitch..... | 0010 |
| | 2.Cut Line and Tackdown..... | 0010 |
| | 3.White Felt Placement Stitch..... | 0010 |
| | 4.Cut Line and Tackdown..... | 0010 |
| | 5.Comb Detail..... | 1902 |
| | 6.Comb Detail..... | 1704 |
| | 7.Eye and Eyebrow..... | 0020 |
| | 8.Eye Detail..... | 0010 |
| | 9.Back Fabric Cut Line and Tackdown..... | 0010 |
| | 10.Cover Stitch..... | 1902 |
| | 11.Cover Stitch..... | 0010 |
| | 12.Cover Stitch..... | 1704 |
| | 13.Cover Stitch..... | 0020 |

Note: Some designs in this collection may have been created using unique special stitches and/or techniques. To preserve design integrity when rescaling or rotating designs in your software, always rescale or rotate designs using the handles directly on-screen.

PK10084-15 Chicken Puzzle Piece 3

Size Inches: Size mm: Stitch Count:

6.61 X 5.08 in. 167.89 X 129.03 mm 15948 St.




| | | |
|--|--|------|
| | 1.Fiber Form Placement Stitch..... | 0010 |
| | 2.Cut Line and Tackdown..... | 0010 |
| | 3.White Felt Placement Stitch..... | 0010 |
| | 4.Cut Line and Tackdown..... | 0010 |
| | 5.Waddle..... | 1704 |
| | 6.Beak Detail..... | 0608 |
| | 7.Beak..... | 0600 |
| | 8.Back Fabric Cut Line and Tackdown..... | 0010 |
| | 9.Cover Stitch..... | 0010 |
| | 10.Cover Stitch..... | 0608 |
| | 11.Cover Stitch..... | 1704 |
| | 12.Cover Stitch..... | 0600 |

PK10084-16 Chicken Puzzle Piece 4

Size Inches: Size mm: Stitch Count:

6.62 X 5.02 in. 168.15 X 127.51 mm 11293 St.



| | | |
|--|--|------|
| | 1.Fiber Form Placement Stitch..... | 0010 |
| | 2.Cut Line and Tackdown..... | 0010 |
| | 3.White Felt Placement Stitch..... | 0010 |
| | 4.Cut Line and Tackdown..... | 0010 |
| | 5.Waddle..... | 1704 |
| | 6.Beak Detail..... | 0608 |
| | 7.Beak..... | 0600 |
| | 8.Back Fabric Cut Line and Tackdown..... | 0010 |
| | 9.Cover Stitch..... | 0010 |
| | 10.Cover Stitch..... | 1704 |
| | 11.Cover Stitch..... | 0608 |
| | 12.Cover Stitch..... | 0600 |