

Note: Some designs in this collection may have been created using unique special stitches and/or techniques. To preserve design integrity when rescaling or rotating designs in your software, always rescale or rotate designs using the handles directly on-screen.

90056-01 Tile 1 | 90056-01

Size Inches: Size mm: Stitch Count:

6.50 X 4.45 in. 165.10 X 113.03 mm 5221 St.




	1.Red Fabric Placement Stitch.....	2241
	2.Cut Line and Tackdown.....	2241
	3.Flower Detail.....	2241
	4.Flower Detail.....	2250
	5.Seam/ Match Fabric.....	0138

90056-02 Tile 2 | 90056-02

Size Inches: Size mm: Stitch Count:

6.73 X 4.45 in. 170.94 X 113.03 mm 5543 St.



	1.Teal Fabric Placement Stitch.....	4515
	2.Cut Line and Tackdown.....	4515
	3.Pink Fabric Placement Stitch.....	4515
	4.Cut Line and Tackdown.....	4515
	5.Flower Detail.....	4515
	6.Flower Detail.....	4332
	7.Flower Detail.....	4152
	8.Flower Detail.....	2170
	9.Swirls and Flower Center.....	0015
	10.Seam/ Match Fabric.....	0138

Note: Some designs in this collection may have been created using unique special stitches and/or techniques. To preserve design integrity when rescaling or rotating designs in your software, always rescale or rotate designs using the handles directly on-screen.

90056-03 Tile 3 | 90056-03

Size Inches: Size mm: Stitch Count:

6.86 X 4.55 in. 174.24 X 115.57 mm 11362 St.



■	1.Red Fabric Placement Stitch.....	2224
■	2.Cut Line and Tackdown.....	2224
■	3.Pink Fabric Placement Stitch.....	2224
■	4.Cut Line and Tackdown.....	2224
■	5.Flower Detail.....	2224
■	6.Flower Detail.....	2241
■	7.Flower Detail.....	2250
■	8.Flower Detail.....	2153
■	9.Flower Detail.....	1755
■	10.Flower Detail.....	2170
□	11.Swirls.....	0015
■	12.Seam/ Match Fabric.....	0138

90056-04 Tile 4 | 90056-04

Size Inches: Size mm: Stitch Count:

6.67 X 4.48 in. 169.42 X 113.79 mm 8033 St.



■	1.Teal Fabric Placement Stitch.....	4515
■	2.Cut Line and Tackdown.....	4515
■	3.Flower Detail.....	4515
■	4.Flower Detail.....	4332
■	5.Flower Detail.....	4152
□	6.Swirl.....	0015
■	7.Flower Center.....	0138
■	8.Flower Center.....	4073
□	9.Flower Center.....	0015
■	10.Seam/ Match Fabric.....	0138

Note: Some designs in this collection may have been created using unique special stitches and/or techniques. To preserve design integrity when rescaling or rotating designs in your software, always rescale or rotate designs using the handles directly on-screen.

90056-05 Tile 5 | 90056-05

Size Inches: Size mm: Stitch Count:

6.50 X 4.45 in. 165.10 X 113.03 mm 16955 St.



	1. Pink Fabric Placement Stitch.....	1755
	2. Cut Line and Tackdown.....	1755
	3. Red Fabric Placement Stitch.....	1755
	4. Cut Line and Tackdown.....	1755
	5. Flower Detail.....	1755
	6. Flower Detail.....	2170
	7. Flower Detail.....	2224
	8. Flower Detail.....	2241
	9. Flower Detail.....	2250
	10. Flower Center.....	0138
	11. Flower Center.....	4073
	12. Flower Center.....	0015
	13. Seam/ Match Fabric.....	0138

90056-06 Tile 6 | 90056-06

Size Inches: Size mm: Stitch Count:

6.87 X 4.67 in. 174.50 X 118.62 mm 14738 St.



	1. Teal Fabric Placement Stitch.....	4515
	2. Cut Line and Tackdown.....	4515
	3. Pink Fabric Placement Stitch.....	4515
	4. Cut Line and Tackdown.....	4515
	5. Flower Detail.....	4515
	6. Flower Detail.....	4332
	7. Flower Detail.....	4152
	8. Flower Detail.....	2170
	9. Flower Center.....	0138
	10. Flower Center.....	4073
	11. Flower Center.....	0015
	12. Heart.....	2224
	13. Heart.....	2241
	14. Heart.....	2250
	15. Lettering.....	2241
	16. Lettering.....	0015
	17. Seam/ Match Fabric.....	0138




















Note: Some designs in this collection may have been created using unique special stitches and/or techniques. To preserve design integrity when rescaling or rotating designs in your software, always rescale or rotate designs using the handles directly on-screen.

90056-07 Tile 7 | 90056-07

Size Inches: Size mm: Stitch Count:

6.68 X 4.64 in. 169.67 X 117.86 mm 20080 St.



	1.Red Fabric Placement Stitch.....	2224
	2.Cut Line and Tackdown.....	2224
	3.Pink Fabric Placement Stitch.....	2224
	4.Cut Line and Tackdown.....	2224
	5.Flower Detail.....	2224
	6.Flower Detail.....	2241
	7.Flower Detail.....	2250
	8.Flower Detail.....	2153
	9.Flower Detail.....	1755
	10.Flower Detail.....	2170
	11.Flower Center.....	0138
	12.Flower Center.....	4073
	13.Flower Center.....	0015
	14.Lettering.....	4152
	15.Lettering.....	0015
	16.Heart.....	2224
	17.Heart.....	2241
	18.Heart.....	2250
	19.Seam/ Match Fabric.....	0138

Note: Some designs in this collection may have been created using unique special stitches and/or techniques. To preserve design integrity when rescaling or rotating designs in your software, always rescale or rotate designs using the handles directly on-screen.

90056-08 Tile 8 | 90056-08

Size Inches: Size mm: Stitch Count:

6.50 X 4.66 in. 165.10 X 118.36 mm 13831 St.



	1. Pink Fabric Placement Stitch.....	4515
	2. Cut Line and Tackdown.....	4515
	3. Teal Fabric Placement Stitch.....	4515
	4. Cut Line and Tackdown.....	4515
	5. Flower Detail.....	4515
	6. Flower Detail.....	4332
	7. Flower Detail.....	4152
	8. Flower Detail.....	2153
	9. Flower Detail.....	1755
	10. Flower Detail.....	2170
	11. Swirl.....	0015
	12. Flower Center.....	0138
	13. Flower Center.....	4073
	14. Flower Center.....	0015
	15. Seam/ Match Fabric.....	0138

90056-09 Tile 9 | 90056-09

Size Inches: Size mm: Stitch Count:

6.67 X 4.49 in. 169.42 X 114.05 mm 5962 St.



	1. Teal Fabric Placement Stitch.....	4152
	2. Cut Line and Tackdown.....	4152
	3. Flower Detail.....	4152
	4. Swirls.....	0015
	5. Seam/ Match Fabric.....	0138

Note: Some designs in this collection may have been created using unique special stitches and/or techniques. To preserve design integrity when rescaling or rotating designs in your software, always rescale or rotate designs using the handles directly on-screen.

90056-10 Tile 10 | 90056-10

Size Inches: Size mm: Stitch Count:
6.84 X 4.59 in. 173.74 X 116.59 mm 15586 St.



	1. Lettering.....	2241
	2. Lettering.....	0015
	3. Seam/ Match Fabric.....	0138

90056-11 Tile 11 | 90056-11

Size Inches: Size mm: Stitch Count:
6.67 X 4.44 in. 169.42 X 112.78 mm 18892 St.



	1. Lettering.....	4152
	2. Lettering.....	2241
	3. Lettering.....	0015
	4. Seam/ Match Fabric.....	0138

Note: Some designs in this collection may have been created using unique special stitches and/or techniques. To preserve design integrity when rescaling or rotating designs in your software, always rescale or rotate designs using the handles directly on-screen.

90056-12 Tile 12 | 90056-12

Size Inches: Size mm: Stitch Count:

6.50 X 4.60 in. 165.10 X 116.84 mm 7803 St.



	1. Pink Fabric Placement Stitch.....	2153
	2. Cut Line and Tackdown	2153
	3. Flower Detail.....	2153
	4. Flower Detail.....	1755
	5. Flower Detail.....	2170
	6. Flower Center.....	0138
	7. Flower Center.....	4073
	8. Heart.....	2224
	9. Heart.....	2241
	10. Heart.....	2250
	11. Lettering.....	4073
	12. Lettering.....	0015
	13. Seam/ Match Fabric.....	0138

90056-13 Tile 13 | 90056-13

Size Inches: Size mm: Stitch Count:

6.50 X 4.65 in. 165.10 X 118.11 mm 20116 St.



	1. Pink Fabric Placement Stitch.....	2170
	2. Cut Line and Tackdown	2170
	3. Teal Fabric Placement Stitch.....	2170
	4. Cut Line and Tackdown	2170
	5. Flower Detail.....	2170
	6. Flower Detail.....	4515
	7. Flower Detail.....	4332
	8. Flower Detail.....	4152
	9. Swirl.....	0015
	10. Flower Center.....	0138
	11. Flower Center.....	4073
	12. Flower Center.....	0015
	13. Seam/ Match Fabric.....	0138








Note: Some designs in this collection may have been created using unique special stitches and/or techniques. To preserve design integrity when rescaling or rotating designs in your software, always rescale or rotate designs using the handles directly on-screen.

90056-14 Tile 14 | 90056-14

Size Inches: Size mm: Stitch Count:

6.67 X 4.59 in. 169.42 X 116.59 mm 11948 St.






	1. Lettering.....	2241
	2. Lettering.....	4073
	3. Heart.....	2224
	4. Heart.....	2241
	5. Heart.....	2250
	6. Lettering.....	0015
	7. Seam/ Match Fabric.....	0138

90056-15 Tile 15 | 90056-15

Size Inches: Size mm: Stitch Count:

6.50 X 4.25 in. 165.10 X 107.95 mm 10626 St.



	1. Lettering Detail.....	4073
	2. Lettering.....	0015
	3. Seam/ Match Fabric.....	0138

Note: Some designs in this collection may have been created using unique special stitches and/or techniques. To preserve design integrity when rescaling or rotating designs in your software, always rescale or rotate designs using the handles directly on-screen.

90056-16 Tile 16 | 90056-16

Size Inches: Size mm: Stitch Count:

6.50 X 4.62 in. 165.10 X 117.35 mm 11773 St.



■	1. Teal Fabric Placement Stitch.....	4515
■	2. Cut Line and Tackdown	4515
■	3. Flower Detail.....	4515
■	4. Flower Detail.....	4332
■	5. Flower Detail.....	4152
■	6. Flower Center.....	0138
■	7. Flower Center.....	4073
□	8. Flower Center.....	0015
■	9. Lettering.....	4073
□	10. Lettering and Swirl.....	0015
■	11. Seam/ Match Fabric.....	0138

90056-17 Tile 17 | 90056-17

Size Inches: Size mm: Stitch Count:

6.50 X 4.60 in. 165.10 X 116.84 mm 13416 St.



■	1. Pink Fabric Placement Stitch.....	2153
■	2. Cut Line and Tackdown.....	2153
■	3. Flower Detail.....	2153
■	4. Flower Detail.....	1755
■	5. Flower Detail.....	2170
■	6. Flower Center.....	0138
■	7. Flower Center.....	4073
□	8. Flower Center.....	0015
■	9. Lettering.....	2241
□	10. Swirl and Lettering.....	0015
■	11. Seam/ Match Fabric.....	0138

Note: Some designs in this collection may have been created using unique special stitches and/or techniques. To preserve design integrity when rescaling or rotating designs in your software, always rescale or rotate designs using the handles directly on-screen.

90056-18 Tile 18 | 90056-18

Size Inches: Size mm: Stitch Count:
6.68 X 4.58 in. 169.67 X 116.33 mm 12944 St.




	1. Lettering.....	2241
	2. Lettering.....	4073
	3. Lettering.....	0015
	4. Seam/ Match Fabric.....	0138

90056-19 Tile 19 | 90056-19

Size Inches: Size mm: Stitch Count:
6.70 X 4.25 in. 170.18 X 107.95 mm 16793 St.



	1. Lettering.....	4152
	2. Lettering.....	2241
	3. Lettering.....	0015
	4. Seam/ Match Fabric.....	0138

Note: Some designs in this collection may have been created using unique special stitches and/or techniques. To preserve design integrity when rescaling or rotating designs in your software, always rescale or rotate designs using the handles directly on-screen.

90056-20 Tile 20 | 90056-20

Size Inches: Size mm: Stitch Count:

6.50 X 4.66 in. 165.10 X 118.36 mm 16836 St.



	1. Teal Fabric Placement Stitch.....	4152
	2. Cut Line and Tackdown	4152
	3. Pink Fabric Placement Stitch.....	4152
	4. Cut Line and Tackdown	4152
	5. Flower Detail.....	4152
	6. Flower Detail.....	2153
	7. Flower Detail.....	1755
	8. Flower Detail.....	2170
	9. Swirls.....	0015
	10. Flower Center.....	0138
	11. Flower Center.....	4073
	12. Flower Center.....	0015
	13. Seam/ Match Fabric.....	0138

90056-21 Tile 21 | 90056-21

Size Inches: Size mm: Stitch Count:

6.67 X 4.64 in. 169.42 X 117.86 mm 11527 St.




	1. Pink Fabric Placement Stitch.....	2153
	2. Cut Line and Tackdown.....	2153
	3. Flower Detail.....	2153
	4. Flower Detail.....	1755
	5. Flower Detail.....	2170
	6. Flower Center.....	0138
	7. Flower Center.....	4073
	8. Flower Center.....	0015
	9. Lettering.....	2241
	10. Lettering.....	0015
	11. Seam/ Match Fabric.....	0138

Note: Some designs in this collection may have been created using unique special stitches and/or techniques. To preserve design integrity when rescaling or rotating designs in your software, always rescale or rotate designs using the handles directly on-screen.

90056-22 Tile 22 | 90056-22

Size Inches: Size mm: Stitch Count:

6.85 X 4.63 in. 173.99 X 117.60 mm 10286 St.



■	1.Hearts.....	2224
■	2.Hearts.....	2241
■	3.Hearts.....	2250
■	4.Lettering.....	2241
■	5.Lettering.....	4073
□	6.Lettering.....	0015
■	7.Seam/ Match Fabric.....	0138

90056-23 Tile 23 | 90056-23

Size Inches: Size mm: Stitch Count:

6.86 X 4.42 in. 174.24 X 112.27 mm 11251 St.



■	1.Lettering.....	4073
□	2.Lettering.....	0015
■	3.Seam/ Match Fabric.....	0138

Note: Some designs in this collection may have been created using unique special stitches and/or techniques. To preserve design integrity when rescaling or rotating designs in your software, always rescale or rotate designs using the handles directly on-screen.

90056-24 Tile 24 | 90056-24

Size Inches: Size mm: Stitch Count:

6.67 X 4.43 in. 169.42 X 112.52 mm 6419 St.



	1. Pink Fabric Placement Stitch.....	2170
	2. Cut Line and Tackdown	2170
	3. Flower Detail.....	2170
	4. Heart.....	2224
	5. Heart.....	2241
	6. Heart.....	2250
	7. Swirl and Lettering.....	0015
	8. Seam/ Match Fabric.....	0138

90056-25 Tile 25 | 90056-25

Size Inches: Size mm: Stitch Count:

6.67 X 4.62 in. 169.42 X 117.35 mm 15160 St.



	1. Pink Fabric Placement Stitch.....	2153
	2. Cut Line and Tackdown.....	2153
	3. Red Fabric Placement Stitch.....	2153
	4. Cut Line and Tackdown.....	2153
	5. Flower Detail.....	2153
	6. Flower Detail.....	1755
	7. Flower Detail.....	2170
	8. Flower Detail.....	2224
	9. Flower Detail.....	2241
	10. Flower Detail.....	2250
	11. Flower Center.....	0138
	12. Flower Center.....	4073
	13. Flower Center.....	0015
	14. Lettering.....	2241
	15. Lettering and Swirl.....	0015
	16. Seam/ Match Fabric.....	0138

Note: Some designs in this collection may have been created using unique special stitches and/or techniques. To preserve design integrity when rescaling or rotating designs in your software, always rescale or rotate designs using the handles directly on-screen.

90056-26 Tile 26 | 90056-26

Size Inches: Size mm: Stitch Count:

6.85 X 4.63 in. 173.99 X 117.60 mm 17938 St.




■	1. Teal Fabric Placement Stitch.....	4515
■	2. Cut Line and Tackdown	4515
■	3. Red Fabric Placement Stitch.....	4515
■	4. Cut Line and Tackdown	4515
■	5. Flower Detail.....	4515
■	6. Flower Detail.....	4332
■	7. Flower Detail.....	4152
■	8. Flower Detail.....	2224
■	9. Flower Detail.....	2241
■	10. Flower Detail.....	2250
■	11. Lettering	4073
□	12. Lettering and Swirls.....	0015
■	13. Lines.....	4152
■	14. Flower Centers.....	0138
■	15. Flower Centers.....	4073
□	16. Flower Centers.....	0015
■	17. Seam/ Match Fabric.....	0138

90056-27 Tile 27 | 90056-27

Size Inches: Size mm: Stitch Count:

6.68 X 4.59 in. 169.67 X 116.59 mm 14320 St.



■	1. Pink Fabric Placement Stitch.....	2153
■	2. Cut Line and Tackdown	2153
■	3. Red Fabric Placement Stitch.....	2153
■	4. Cut Line and Tackdown	2153
■	5. Flower Detail.....	2153
■	6. Flower Detail.....	1755
■	7. Flower Detail.....	2170
■	8. Flower Detail.....	2224
■	9. Flower Detail.....	2241
■	10. Flower Detail.....	2250
■	11. Lettering.....	4073
□	12. Lettering and Swirls.....	0015
■	13. Flower Center.....	0138
■	14. Flower Center.....	4073
□	15. Flower Center.....	0015
■	16. Seam/ Match Fabric.....	0138

Note: Some designs in this collection may have been created using unique special stitches and/or techniques. To preserve design integrity when rescaling or rotating designs in your software, always rescale or rotate designs using the handles directly on-screen.

90056-28 Tile 28 | 90056-28

Size Inches: Size mm: Stitch Count:

6.50 X 4.44 in. 165.10 X 112.78 mm 17846 St.



	1. Teal Fabric Placement Stitch.....	4515
	2. Cut Line and Tackdown	4515
	3. Pink Fabric Placement Stitch.....	4515
	4. Cut Line and Tackdown	4515
	5. Flower Detail.....	4515
	6. Flower Detail.....	4332
	7. Flower Detail.....	4152
	8. Flower Detail.....	2153
	9. Flower Detail.....	1755
	10. Flower Detail.....	2170
	11. Flower Center.....	0138
	12. Flower Center.....	4073
	13. Flower Center.....	0015
	14. Seam/ Match Fabric.....	0138

90056-29 Tile 29 | 90056-29

Size Inches: Size mm: Stitch Count:

6.68 X 4.49 in. 169.67 X 114.05 mm 12802 St.



	1. Pink Fabric Placement Stitch.....	2153
	2. Cut Line and Tackdown	2153
	3. Flower Detail.....	2153
	4. Flower Detail.....	1755
	5. Flower Detail.....	2170
	6. Flower Center.....	0138
	7. Flower Center.....	4073
	8. Flower Center.....	0015
	9. Seam/ Match Fabric.....	0138



















Note: Some designs in this collection may have been created using unique special stitches and/or techniques. To preserve design integrity when rescaling or rotating designs in your software, always rescale or rotate designs using the handles directly on-screen.

90056-30 Tile 30 | 90056-30

Size Inches: Size mm: Stitch Count:

6.95 X 4.45 in. 176.53 X 113.03 mm 12161 St.



	1. Teal Fabric Placement Stitch.....	4515
	2. Cut Line and Tackdown	4515
	3. Pink Fabric Placement Stitch.....	4515
	4. Cut Line and Tackdown	4515
	5. Red Fabric Placement Stitch.....	4515
	6. Cut Line and Tackdown	4515
	7. Flower Detail.....	4515
	8. Flower Detail.....	4332
	9. Flower Detail.....	4152
	10. Flower Detail.....	2224
	11. Flower Detail.....	2241
	12. Flower Detail.....	2250
	13. Flower Detail.....	2170
	14. Swirl.....	0015
	15. Flower Center.....	0138
	16. Flower Center.....	4073
	17. Flower Center.....	0015
	18. Seam/ Match Fabric.....	0138

Note: Some designs in this collection may have been created using unique special stitches and/or techniques. To preserve design integrity when rescaling or rotating designs in your software, always rescale or rotate designs using the handles directly on-screen.

90056-31 Tile 31 | 90056-31

Size Inches: Size mm: Stitch Count:

6.94 X 4.49 in. 176.28 X 114.05 mm 7297 St.



	1. Pink Fabric Placement Stitch.....	2170
	2. Cut Line and Tackdown	2170
	3. Red Fabric Placement Stitch.....	2170
	4. Cut Line and Tackdown	2170
	5. Teal Fabric Placement Stitch.....	2170
	6. Cut Line and Tackdown	2170
	7. Flower Detail.....	2170
	8. Flower Detail.....	2224
	9. Flower Detail.....	2241
	10. Flower Detail.....	2250
	11. Flower Detail.....	4152
	12. Swirl.....	0015
	13. Seam/ Match Fabric.....	0138

90056-32 Tile 32 | 90056-32

Size Inches: Size mm: Stitch Count:

6.68 X 4.49 in. 169.67 X 114.05 mm 8675 St.



	1. Pink Fabric Placement Stitch.....	4515
	2. Cut Line and Tackdown	4515
	3. Teal Fabric Placement Stitch.....	4515
	4. Cut Line and Tackdown	4515
	5. Flower Detail.....	4515
	6. Flower Detail.....	4332
	7. Flower Detail.....	4152
	8. Flower Center.....	0138
	9. Flower Center.....	4073
	10. Flower Center.....	0015
	11. Flower Detail.....	2170
	12. Seam/ Match Fabric.....	0138