

Note: Some designs in this collection may have been created using unique special stitches and/or techniques. To preserve design integrity when rescaling or rotating designs in your software, always rescale or rotate designs using the handles directly on-screen.

## 82033-01 Flower Jar Card

Size Inches:                      Size mm:                      Stitch Count:

7.00 X 5.00 in. 177.80 X 127.00 mm 7498 St.



	1.Card Placement Stitch.....	4114
	2.Jar.....	4114
	3.Pink Flower.....	2532
	4.Bright Green Detail.....	5500
	5.Rose Bud.....	1730
	6.Orange foliage.....	1200
	7.Green Detail.....	5613
	8.Rose.....	1900
	9.Purple Flower.....	2510
	10.Dark Purple Flower Center.....	2810
	11.Yellow Stars.....	0704

















Note: Some designs in this collection may have been created using unique special stitches and/or techniques. To preserve design integrity when rescaling or rotating designs in your software, always rescale or rotate designs using the handles directly on-screen.



## 82033-02L Flower Jar Zipper Pouch L

Size Inches:                      Size mm:                      Stitch Count:

10.65 X 7.34 in. 270.51 X 186.44 mm 12622 St.

	1.Zipper Placement Guide.....	1200
	2.Zipper Tackdown.....	1200
	3.Front Panel Top Tackdown.....	1200
	4.Front Panel Bottom Tackdown.....	1200
	5.Pink Flower.....	2532
	6.Purple Flower.....	2510
	7.Green Leaves.....	5500
	8.Ribbon.....	1730
	9.Stems.....	5500
	10.Swirls.....	0704
	11.Jar.....	4114
	12.Red Flower.....	1900
	13.Purple Flower Center.....	2810
	14.Butterfly.....	1200
	15.Back Panel Tackdown.....	1200
	16.Inner Lining Tackdown.....	1200

















Note: Some designs in this collection may have been created using unique special stitches and/or techniques. To preserve design integrity when rescaling or rotating designs in your software, always rescale or rotate designs using the handles directly on-screen.



## 82033-02M Flower Jar Zipper Pouch L

Size Inches:                      Size mm:                      Stitch Count:

8.19 X 5.65 in. 208.03 X 143.51 mm 10506 St.

	1.Zipper Placement Guide.....	1200
	2.Zipper Tackdown.....	1200
	3.Front Panel Top Tackdown.....	1200
	4.Front Panel Bottom Tackdown.....	1200
	5.Pink Flower.....	2532
	6.Purple Flower.....	2510
	7.Green Leaves.....	5500
	8.Ribbon.....	1730
	9.Stems.....	5500
	10.Swirls.....	0704
	11.Jar.....	4114
	12.Red Flower.....	1900
	13.Purple Flower Center.....	2810
	14.Butterfly.....	1200
	15.Back Panel Tackdown.....	1200
	16.Inner Lining Tackdown.....	1200

















Note: Some designs in this collection may have been created using unique special stitches and/or techniques. To preserve design integrity when rescaling or rotating designs in your software, always rescale or rotate designs using the handles directly on-screen.



## 82033-02S Flower Jar Zipper Pouch L

Size Inches:                      Size mm:                      Stitch Count:

7.37 X 5.09 in. 187.20 X 129.29 mm 9775 St.










	1.Zipper Placement Guide.....	1200
	2.Zipper Tackdown.....	1200
	3.Front Panel Top Tackdown.....	1200
	4.Front Panel Bottom Tackdown.....	1200
	5.Pink Flower.....	2532
	6.Purple Flower.....	2510
	7.Green Leaves.....	5500
	8.Ribbon.....	1730
	9.Stems.....	5500
	10.Swirls.....	0704
	11.Jar.....	4114
	12.Red Flower.....	1900
	13.Purple Flower Center.....	2810
	14.Butterfly.....	1200
	15.Back Panel Tackdown.....	1200
	16.Inner Lining Tackdown.....	1200

## 82033-03 Flower Jars Tea Towel

Size Inches:                      Size mm:                      Stitch Count:

5.75 X 4.48 in. 146.05 X 113.79 mm 9355 St.



	1.Left Leaves and Stems.....	5613
	2.Roses.....	1900
	3.Middle Leaves and Stems.....	5500
	4.Green Leaves.....	5613
	5.Right Leaves and Stems.....	5500
	6.Jars.....	4114
	7.Red Flowers.....	1730
	8.Green Stem and Leaf.....	5613
	9.Tulips.....	2510

Note: Some designs in this collection may have been created using unique special stitches and/or techniques. To preserve design integrity when rescaling or rotating designs in your software, always rescale or rotate designs using the handles directly on-screen.



## 82033-04 Flowers Coffee Cozy

Size Inches:                      Size mm:                      Stitch Count:

8.85 X 2.86 in. 224.79 X 72.64 mm 7685 St.









	1.Fabric Placement Stitch.....	5613
	2.Button and Elastic Placement.....	5613
	3.Small Green Leaves.....	5613
	4.Orange Flower.....	1200
	5.Gold Leaf and Swirl.....	0704
	6.Large Bright Green Leaf.....	5500
	7.Red Flower Petals.....	1730
	8.Red Flower Center.....	1900
	9.Gold Detail.....	0704
	10.Pink Flower.....	2532
	11.Small Bright Green Leaves.....	5500
	12.Rose.....	1900
	13.Large Green Leaves.....	5613
	14.Purple Petals.....	2510
	15.Purple Center.....	2810
	16.Seam Stitch.....	2810

## 82033-05 House Plant Card

Size Inches:                      Size mm:                      Stitch Count:

7.00 X 5.00 in. 177.80 X 127.00 mm 5537 St.



	1.Card Placement Stitch.....	2532
	2.Pot Detail.....	2532
	3.Bright Green Leaves.....	5500
	4.Green Leaves.....	5613
	5.Pot.....	2510
	6.Seafoam Green Leaves and Swirl.....	5230
	7.Flower.....	2810
	8.Gold Detail.....	0704

















Note: Some designs in this collection may have been created using unique special stitches and/or techniques. To preserve design integrity when rescaling or rotating designs in your software, always rescale or rotate designs using the handles directly on-screen.



## 82033-06L House Plants Zipper Pouch

Size Inches:                      Size mm:                      Stitch Count:

10.65 X 7.34 in. 270.51 X 186.44 mm 11467 St.

	1.Zipper Placement Guide.....	2810
	2.Zipper Tackdown.....	2810
	3.Front Panel Top Tackdown.....	2810
	4.Front Panel Bottom Tackdown.....	2810
	5.Seafoam Green Leaves.....	5230
	6.Green Leaves.....	5500
	7.Left Pot Detail.....	2532
	8.Left Pot.....	2510
	9.Cactus Detail.....	5500
	10.Cactus.....	5613
	11.Right Pot Detail.....	2532
	12.Right Pot.....	2810
	13.Flower.....	2510
	14.Gold Detail.....	0704
	15.Backing Tackdown.....	2810
	16.Inner Lining Tackdown.....	2810

















Note: Some designs in this collection may have been created using unique special stitches and/or techniques. To preserve design integrity when rescaling or rotating designs in your software, always rescale or rotate designs using the handles directly on-screen.



## 82033-06M House Plants Zipper Pouch

Size Inches:                      Size mm:                      Stitch Count:

8.19 X 5.65 in. 208.03 X 143.51 mm 9124 St.

	1.Zipper Placement Guide.....	2810
	2.Zipper Tackdown.....	2810
	3.Front Panel Top Tackdown.....	2810
	4.Front Panel Bottom Tackdown.....	2810
	5.Seafoam Green Leaves.....	5230
	6.Green Leaves.....	5500
	7.Left Pot Detail.....	2532
	8.Left Pot.....	2510
	9.Cactus Detail.....	5500
	10.Cactus.....	5613
	11.Right Pot Detail.....	2532
	12.Right Pot.....	2810
	13.Flower.....	2510
	14.Gold Detail.....	0704
	15.Backing Tackdown.....	2810
	16.Inner Lining Tackdown.....	2810

















Note: Some designs in this collection may have been created using unique special stitches and/or techniques. To preserve design integrity when rescaling or rotating designs in your software, always rescale or rotate designs using the handles directly on-screen.



## 82033-06S House Plants Zipper Pouch

Size Inches:                      Size mm:                      Stitch Count:

7.37 X 5.09 in. 187.20 X 129.29 mm 8539 St.













	1.Zipper Placement Guide.....	2810
	2.Zipper Tackdown.....	2810
	3.Front Panel Top Tackdown.....	2810
	4.Front Panel Bottom Tackdown.....	2810
	5.Seafoam Green Leaves.....	5230
	6.Green Leaves.....	5500
	7.Left Pot Detail.....	2532
	8.Left Pot.....	2510
	9.Cactus Detail.....	5500
	10.Cactus.....	5613
	11.Right Pot Detail.....	2532
	12.Right Pot.....	2810
	13.Flower.....	2510
	14.Gold Detail.....	0704
	15.Backing Tackdown.....	2810
	16.Inner Lining Tackdown.....	2810

## 82033-07 House Plants Tea Towel

Size Inches:                      Size mm:                      Stitch Count:

5.90 X 4.87 in. 149.86 X 123.70 mm 6869 St.



	1.Left Plant.....	5500
	2.Left Pot.....	2532
	3.Seafoam Green Plant.....	5230
	4.Pink Detail.....	2532
	5.Purple Pot.....	2510
	6.Cactus.....	5613
	7.Pink Flower.....	2532
	8.Right Plant.....	5500
	9.Gold Detail.....	0704
	10.Middle Pot and Mug.....	2810
	11.Heart and Purple Flowers.....	2510
	12.Gold Linework.....	0704










Note: Some designs in this collection may have been created using unique special stitches and/or techniques. To preserve design integrity when rescaling or rotating designs in your software, always rescale or rotate designs using the handles directly on-screen.



## 82033-08 Succulent Coffee Cozy

Size Inches:                      Size mm:                      Stitch Count:

8.85 X 2.86 in. 224.79 X 72.64 mm 3955 St.

	1.Fabric Placement Stitch.....	5230
	2.Button and Elastic Placement.....	5230
	3.Leaf Detail.....	5230
	4.Leaves.....	5613
	5.Swirls.....	2810
	6.Gold Detail.....	0704
	7.Seam Stitch.....	0704

## 82033-09 Sewing Card

Size Inches:                      Size mm:                      Stitch Count:

7.00 X 5.00 in. 177.80 X 127.00 mm 7829 St.



	1.Card Placement Stitch.....	2532
	2.Sewing Machine Detail.....	2532
	3.Sewing Machine.....	2810
	4.Lower Gold Leaf and Swirl.....	0704
	5.Lower Seafoam Green Leaves.....	5230
	6.Red Flower.....	1730
	7.Green Leaves.....	5613
	8.Upper Gold Leaves.....	0704
	9.Upper Seafoam Green Leaf.....	5230
	10.Pink Petals.....	2532
	11.Blue Flower.....	4114
	12.Purple Flower Center.....	2810
	13.Blue Thread.....	4114
	14.Spool and Stamen.....	3906


















Note: Some designs in this collection may have been created using unique special stitches and/or techniques. To preserve design integrity when rescaling or rotating designs in your software, always rescale or rotate designs using the handles directly on-screen.



## 82033-10L Sewing Zipper Pouch Large

Size Inches:                      Size mm:                      Stitch Count:

10.65 X 7.34 in. 270.51 X 186.44 mm 9522 St.

	1.Zipper Placement Guide.....	5613
	2.Zipper Tackdown.....	5613
	3.Front Panel Top Tackdown.....	5613
	4.Front Panel Bottom Tackdown.....	5613
	5.Pincushion.....	1900
	6.Pincushion Detail.....	0704
	7.Pincushion Top.....	5613
	8.Seafoam Green Leaves.....	5230
	9.Lower Green Leaves.....	5613
	10.Pink Button and Pin.....	2532
	11.Upper Green Leaf.....	5613
	12.Red Flower.....	1730
	13.Purple Flower and Pin.....	2810
	14.Thread.....	4114
	15.Spool and Pin.....	3906
	16.Backing Tackdown.....	5613
	17.Inner Lining Tackdown.....	5613


















Note: Some designs in this collection may have been created using unique special stitches and/or techniques. To preserve design integrity when rescaling or rotating designs in your software, always rescale or rotate designs using the handles directly on-screen.



## 82033-10M Sewing Zipper Pouch Large

Size Inches:                      Size mm:                      Stitch Count:

8.19 X 5.65 in. 208.03 X 143.51 mm 7744 St.

	1.Zipper Placement Guide.....	5613
	2.Zipper Tackdown.....	5613
	3.Front Panel Top Tackdown.....	5613
	4.Front Panel Bottom Tackdown.....	5613
	5.Pincushion.....	1900
	6.Pincushion Detail.....	0704
	7.Pincushion Top.....	5613
	8.Seafoam Green Leaves.....	5230
	9.Lower Green Leaves.....	5613
	10.Pink Button and Pin.....	2532
	11.Upper Green Leaf.....	5613
	12.Red Flower.....	1730
	13.Purple Flower and Pin.....	2810
	14.Thread.....	4114
	15.Spool and Pin.....	3906
	16.Backing Tackdown.....	5613
	17.Inner Lining Tackdown.....	5613


















Note: Some designs in this collection may have been created using unique special stitches and/or techniques. To preserve design integrity when rescaling or rotating designs in your software, always rescale or rotate designs using the handles directly on-screen.



## 82033-10S Sewing Zipper Pouch Large

Size Inches:                      Size mm:                      Stitch Count:


7.37 X 5.09 in. 187.20 X 129.29 mm 7119 St.









	1.Zipper Placement Guide.....	5613
	2.Zipper Tackdown.....	5613
	3.Front Panel Top Tackdown.....	5613
	4.Front Panel Bottom Tackdown.....	5613
	5.Pincushion.....	1900
	6.Pincushion Detail.....	0704
	7.Pincushion Top.....	5613
	8.Seafoam Green Leaves.....	5230
	9.Lower Green Leaves.....	5613
	10.Pink Button and Pin.....	2532
	11.Upper Green Leaf.....	5613
	12.Red Flower.....	1730
	13.Purple Flower and Pin.....	2810
	14.Thread.....	4114
	15.Spool and Pin.....	3906
	16.Backing Tackdown.....	5613
	17.Inner Lining Tackdown.....	5613

## 82033-11 Sewing Tea Towel

Size Inches:                      Size mm:                      Stitch Count:

5.99 X 4.41 in. 152.15 X 112.01 mm 5361 St.



	1.Scissors.....	4114
	2.Seafoam Green Leaves.....	5230
	3.Gold Flower.....	0704
	4.Pink Flower.....	2532
	5.Flower Centers.....	2810
	6.Thread.....	1900
	7.Spool.....	3906
	8.Button.....	1730











Note: Some designs in this collection may have been created using unique special stitches and/or techniques. To preserve design integrity when rescaling or rotating designs in your software, always rescale or rotate designs using the handles directly on-screen.



## 82033-12 Sewing Coffee Cozy

Size Inches:                      Size mm:                      Stitch Count:

8.85 X 2.86 in. 224.79 X 72.64 mm 4112 St.










	1.Fabric Placement Stitch.....	2532
	2.Button and Elastic Placement.....	2532
	3.Pink Thread.....	2532
	4.Aqua Thread.....	4114
	5.Red Thread.....	1730
	6.Spools.....	3906
	7.Yellow Button.....	0704
	8.Red Button.....	1900
	9.Seafoam Green Button.....	5230
	10.Seam Stitch.....	5230

## 82033-13 Coffee Card

Size Inches:                      Size mm:                      Stitch Count:

7.00 X 5.00 in. 177.80 X 127.00 mm 3804 St.



	1.Card Placement Stitch.....	2532
	2.Pink Detail.....	2532
	3.Steam.....	1061
	4.Yellow Detail.....	0704
	5.Table.....	1061
	6.Heart Outline.....	2510
	7.Blue Mug.....	3900
	8.Heart.....	2532
	9.Bright Blue Detail.....	4114














Note: Some designs in this collection may have been created using unique special stitches and/or techniques. To preserve design integrity when rescaling or rotating designs in your software, always rescale or rotate designs using the handles directly on-screen.



## 82033-14L Coffee Zipper Pouch Large

Size Inches:                      Size mm:                      Stitch Count:

10.65 X 7.34 in. 270.51 X 186.44 mm 8632 St.

	1.Zipper Placement Guide.....	3906
	2.Zipper Tackdown.....	3906
	3.Front Panel Top Tackdown.....	3906
	4.Front Panel Bottom Tackdown.....	3906
	5.Pink Hearts.....	2532
	6.Steam.....	1061
	7.Pink Mug Detail.....	2532
	8.Gold Mug Detail.....	0704
	9.Mug.....	4114
	10.Blue Heart and Mug Detail.....	3906
	11.Purple Hearts and Mug Detail.....	2510
	12.Backing Tackdown.....	3906
	13.Inner Lining Tackdown.....	3906














Note: Some designs in this collection may have been created using unique special stitches and/or techniques. To preserve design integrity when rescaling or rotating designs in your software, always rescale or rotate designs using the handles directly on-screen.



## 82033-14M Coffee Zipper Pouch Large

Size Inches:                      Size mm:                      Stitch Count:

8.19 X 5.65 in. 208.03 X 143.51 mm 6713 St.

	1.Zipper Placement Guide.....	3906
	2.Zipper Tackdown.....	3906
	3.Front Panel Top Tackdown.....	3906
	4.Front Panel Bottom Tackdown.....	3906
	5.Pink Hearts.....	2532
	6.Steam.....	1061
	7.Pink Mug Detail.....	2532
	8.Gold Mug Detail.....	0704
	9.Mug.....	4114
	10.Blue Heart and Mug Detail.....	3906
	11.Purple Hearts and Mug Detail.....	2510
	12.Backing Tackdown.....	3906
	13.Inner Lining Tackdown.....	3906














Note: Some designs in this collection may have been created using unique special stitches and/or techniques. To preserve design integrity when rescaling or rotating designs in your software, always rescale or rotate designs using the handles directly on-screen.



## 82033-14S Coffee Zipper Pouch Large

Size Inches:                      Size mm:                      Stitch Count:










7.37 X 5.09 in. 187.20 X 129.29 mm 6126 St.

	1.Zipper Placement Guide.....	3906
	2.Zipper Tackdown.....	3906
	3.Front Panel Top Tackdown.....	3906
	4.Front Panel Bottom Tackdown.....	3906
	5.Pink Hearts.....	2532
	6.Steam.....	1061
	7.Pink Mug Detail.....	2532
	8.Gold Mug Detail.....	0704
	9.Mug.....	4114
	10.Blue Heart and Mug Detail.....	3906
	11.Purple Hearts and Mug Detail.....	2510
	12.Backing Tackdown.....	3906
	13.Inner Lining Tackdown.....	3906

## 82033-15 Coffee Tea Towel

Size Inches:                      Size mm:                      Stitch Count:

6.04 X 4.86 in. 153.42 X 123.44 mm 4650 St.

	1.Steam.....	1061
	2.Gold Mug.....	0704
	3.Pink Detail.....	2532
	4.Rear Blue Mug.....	4114
	5.Pink Heart.....	2532
	6.Purple Heart.....	2510
	7.Gold Detail on Blue Mug.....	0704
	8.Front Blue Mug.....	3906
	9.Purple Mug.....	2510














Note: Some designs in this collection may have been created using unique special stitches and/or techniques. To preserve design integrity when rescaling or rotating designs in your software, always rescale or rotate designs using the handles directly on-screen.




## 82033-16 Coffee Cozy













Size Inches:                      Size mm:                      Stitch Count:  
8.85 X 2.86 in. 224.79 X 72.64 mm 3866 St.

	1.Fabric Placement Stitch.....	2532
	2.Button and Elastic Placement.....	2532
	3.Heart.....	2532
	4.Purple Detail.....	2510
	5.Blue Detail.....	4114
	6.Gold Accent.....	0704
	7.Swirls.....	1061
	8.Mug.....	3906
	9.Seam Stitch.....	3906

## 82033-17 Teacher Card

Size Inches:                      Size mm:                      Stitch Count:  
7.00 X 5.00 in. 177.80 X 127.00 mm 4578 St.



	1.Card Placement Stitch.....	1061
	2.Stem.....	1061
	3.Yellow Ruler and Apple Detail.....	0704
	4.Pink Apple Detail.....	2530
	5.Apple Detail.....	1730
	6.Apple.....	1900
	7.Leaf.....	5500
	8.Crayon.....	4114
	9.Pencil.....	2532
	10.Blue Book.....	3906
	11.Pink Book.....	2532
	12.Green Book.....	5500














Note: Some designs in this collection may have been created using unique special stitches and/or techniques. To preserve design integrity when rescaling or rotating designs in your software, always rescale or rotate designs using the handles directly on-screen.



## 82033-18L Apple Zipper Pouch Large

Size Inches:                      Size mm:                      Stitch Count:

10.65 X 7.34 in. 270.51 X 186.44 mm 10069 St.

	1.Zipper Placement Guide.....	1900
	2.Zipper Tackdown.....	1900
	3.Front Panel Top Tackdown.....	1900
	4.Front Panel Bottom Tackdown.....	1900
	5.Apple.....	1900
	6.Apple Detail.....	1730
	7.Stem.....	1061
	8.Gold Leaf Detail.....	0704
	9.Leaves.....	5500
	10.Pink Flowers.....	2532
	11.Gold Flower Centers and Apple Detail.....	0704
	12.Backing Tackdown.....	1900
	13.Inner Lining Tackdown.....	1900














Note: Some designs in this collection may have been created using unique special stitches and/or techniques. To preserve design integrity when rescaling or rotating designs in your software, always rescale or rotate designs using the handles directly on-screen.



## 82033-18M Apple Zipper Pouch Large

Size Inches:                      Size mm:                      Stitch Count:

8.19 X 5.65 in. 208.03 X 143.51 mm 8120 St.

	1.Zipper Placement Guide.....	1900
	2.Zipper Tackdown.....	1900
	3.Front Panel Top Tackdown.....	1900
	4.Front Panel Bottom Tackdown.....	1900
	5.Apple.....	1900
	6.Apple Detail.....	1730
	7.Stem.....	1061
	8.Gold Leaf Detail.....	0704
	9.Leaves.....	5500
	10.Pink Flowers.....	2532
	11.Gold Flower Centers and Apple Detail.....	0704
	12.Backing Tackdown.....	1900
	13.Inner Lining Tackdown.....	1900














Note: Some designs in this collection may have been created using unique special stitches and/or techniques. To preserve design integrity when rescaling or rotating designs in your software, always rescale or rotate designs using the handles directly on-screen.



## 82033-18S Apple Zipper Pouch Large

Size Inches:                      Size mm:                      Stitch Count:

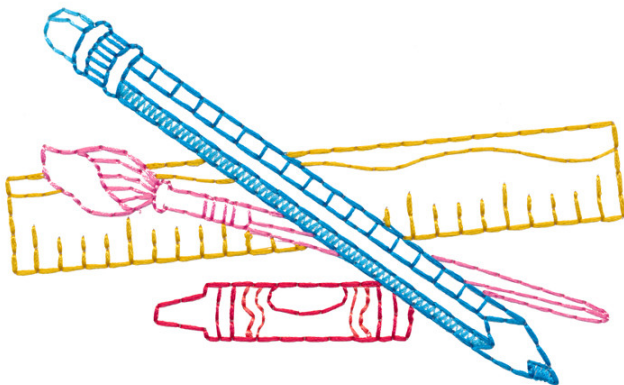
7.37 X 5.09 in. 187.20 X 129.29 mm 7494 St.







	1.Zipper Placement Guide.....	1900
	2.Zipper Tackdown.....	1900
	3.Front Panel Top Tackdown.....	1900
	4.Front Panel Bottom Tackdown.....	1900
	5.Apple.....	1900
	6.Apple Detail.....	1730
	7.Stem.....	1061
	8.Gold Leaf Detail.....	0704
	9.Leaves.....	5500
	10.Pink Flowers.....	2532
	11.Gold Flower Centers and Apple Detail.....	0704
	12.Backing Tackdown.....	1900
	13.Inner Lining Tackdown.....	1900

## 82033-19 School Supplies Tea Towel

Size Inches:                      Size mm:                      Stitch Count:

5.83 X 2.96 in. 148.08 X 75.18 mm 3868 St.



	1.Crayon Detail.....	1730
	2.Crayon.....	1900
	3.Pencil Detail.....	4114
	4.Pencil.....	3906
	5.Brush.....	2532
	6.Ruler.....	0704











Note: Some designs in this collection may have been created using unique special stitches and/or techniques. To preserve design integrity when rescaling or rotating designs in your software, always rescale or rotate designs using the handles directly on-screen.

## 82033-20 School Book Coffee Cozy

Size Inches:                      Size mm:                      Stitch Count:

8.85 X 2.86 in. 224.79 X 72.64 mm 4573 St.



	1.Fabric Placement Stitch.....	2532
	2.Button and Elastic Placement.....	2532
	3.Pencil.....	2532
	4.Continents.....	5500
	5.Planet.....	4114
	6.Apple.....	1730
	7.Pages.....	4114
	8.Book.....	3906
	9.Swirls.....	0704
	10.Seam Stitch.....	0704