

Note: Some designs in this collection may have been created using unique special stitches and/or techniques. To preserve design integrity when rescaling or rotating designs in your software, always rescale or rotate designs using the handles directly on-screen.

80374-01 Tile 1 | 80374-01

Size Inches: Size mm: Stitch Count:

7.47 X 4.90 in. 189.74 X 124.46 mm 12979 St.







	1. Purple Fabric Placement Stitch.....	2910
	2. Cut Line and Tackdown.....	2910
	3. Blue Fabric Placement Stitch.....	2910
	4. Cut Line and Tackdown.....	2910
	5. Pink Fabric Placement Stitch.....	2910
	6. Cut Line and Tackdown.....	2910
	7. Mane.....	2910
	8. Mane and Spots.....	1301
	9. Cover Stitch.....	0704
	10. Petals.....	3920
	11. Flowers and Animal Detail.....	0020
	12. Stamens.....	1200
	13. Seam/Match Fabric.....	0020

80374-02 Tile 2 | 80374-02

Size Inches: Size mm: Stitch Count:

7.61 X 4.94 in. 193.29 X 125.48 mm 24310 St.



	1. Blue Fabric Placement Stitch.....	2910
	2. Cut Line and Tackdown.....	2910
	3. Flowers Detail.....	2910
	4. Cover Stitch and Detail.....	0704
	5. Dog and Detail.....	0020
	6. Stem and Leaves.....	5730
	7. Eyes and Flowers.....	1904
	8. Eyes and Detail.....	0600
	9. Stamens Detail.....	2320
	10. Flower Detail.....	0704
	11. Leaves.....	6043
	12. FSA Flower Placement Guide.....	0020
	13. Seam/Match Fabric.....	0020


















Note: Some designs in this collection may have been created using unique special stitches and/or techniques. To preserve design integrity when rescaling or rotating designs in your software, always rescale or rotate designs using the handles directly on-screen.

80374-03 Tile 3 | 80374-03

Size Inches: Size mm: Stitch Count:

7.60 X 4.95 in. 193.04 X 125.73 mm 24524 St.



	1.Blue Fabric Placement Stitch.....	0704
	2.Cut Line and Tackdown.....	0704
	3.Orange Fabric Placement Stitch.....	0704
	4.Cut Line and Tackdown.....	0704
	5.Cat Shading.....	0704
	6.Eyes.....	0010
	7.Flower and Cat.....	2910
	8.Flower and Cat.....	3920
	9.Eye Lids.....	2320
	10.Eye Lids.....	1301
	11.Leaves and Stem.....	5730
	12.Flower and Leaves.....	0704
	13.Cat and Detail.....	0600
	14.Cover Stitch.....	0704
	15.Cat and Flower.....	0020
	16.FSA Flower Placement Guide.....	0020
	17.Seam/Match Fabric.....	0020

Note: Some designs in this collection may have been created using unique special stitches and/or techniques. To preserve design integrity when rescaling or rotating designs in your software, always rescale or rotate designs using the handles directly on-screen.

80374-04 Tile 4 | 80374-04

Size Inches: Size mm: Stitch Count:

7.59 X 5.06 in. 192.79 X 128.52 mm 34259 St.



	1. Purple Fabric Placement Stitch.....	0010
	2. Cut Line and Tackdown.....	0010
	3. Pink Fabric Placement Stitch.....	0010
	4. Cut Line and Tackdown.....	0010
	5. Orange Fabric Placement Stitch.....	0010
	6. Cut Line and Tackdown.....	0010
	7. Eyes.....	0010
	8. Eyes and Flower.....	3962
	9. Mane.....	2910
	10. Flower and Animals.....	1301
	11. Petals.....	3920
	12. Stamens.....	0020
	13. Cat and Details.....	1200
	14. Cat and Flowers.....	0600
	15. Cover Stitch and Detail.....	0704
	16. Cat and Detail.....	0020
	17. Leaf.....	6043
	18. Leaf Detail.....	5730
	19. FSA Flower Placement Guide.....	0020
	20. Seam/Match Fabric.....	0020

Note: Some designs in this collection may have been created using unique special stitches and/or techniques. To preserve design integrity when rescaling or rotating designs in your software, always rescale or rotate designs using the handles directly on-screen.

80374-05 Tile 5 | 80374-05

Size Inches: Size mm: Stitch Count:

7.63 X 5.13 in. 193.80 X 130.30 mm 28677 St.



	1. Blue Fabric Placement Stitch.....	1200
	2. Cut Line and Tackdown.....	1200
	3. Orange Fabric Placement Stitch.....	1200
	4. Cut Line and Tackdown.....	1200
	5. Bird.....	1200
	6. Bird.....	2320
	7. Flower.....	3920
	8. Leaves.....	0020
	9. Leaves Dertail.....	5730
	10. Leaves Detail.....	6043
	11. Cover Stitch and Detail.....	0704
	12. Flower Detail.....	0020
	13. Seam/Match Fabric.....	0020

80374-06 Tile 6 | 80374-06

Size Inches: Size mm: Stitch Count:

7.66 X 5.13 in. 194.56 X 130.30 mm 26011 St.



	1. Blue Fabric Placement Stitch.....	2910
	2. Cut Line and Tackdown.....	2910
	3. Orange Fabric Placement Stitch.....	2910
	4. Cut Line and Tackdown.....	2910
	5. Cat and Detail.....	2910
	6. Flower.....	2320
	7. Cat and Flower Detail.....	3920
	8. Cover Stitch.....	1301
	9. Tail Shading.....	0704
	10. Flower and Detail.....	0020
	11. Cat and Leaves Detail.....	0600
	12. Leaves and Stem.....	5730
	13. Cover Stitch and Detail.....	0704
	14. Cat Detail.....	0020
	15. FSA Flower and Triangle Placement	0020
	16. Seam/Match Fabric.....	0020





















Note: Some designs in this collection may have been created using unique special stitches and/or techniques. To preserve design integrity when rescaling or rotating designs in your software, always rescale or rotate designs using the handles directly on-screen.

80374-07 Tile 7 | 80374-07

Size Inches: Size mm: Stitch Count:

7.60 X 5.11 in. 193.04 X 129.79 mm 40850 St.



	1. Pink Fabric Placement Stitch.....	1200
	2. Cut Line and Tackdown.....	1200
	3. Orange Fabric Placement Stitch.....	1200
	4. Cut Line and Tackdown.....	1200
	5. Flowers.....	1200
	6. Flowers Detail.....	1301
	7. Flowers Detail.....	0600
	8. Flowers and Detail.....	0020
	9. Leaves.....	6043
	10. Leaves.....	5730
	11. Flowers and Leaves.....	3920
	12. Flowers Detail.....	3962
	13. Flowers Detail.....	2702
	14. Flowers Detail.....	1904
	15. Flower.....	0600
	16. Cover Stitch and Detail.....	0704
	17. Stamen Detail.....	2320
	18. Flowers Detail.....	0020
	19. FSA Flower Placement Guide.....	0020
	20. Seam/Match Fabric.....	0020

Note: Some designs in this collection may have been created using unique special stitches and/or techniques. To preserve design integrity when rescaling or rotating designs in your software, always rescale or rotate designs using the handles directly on-screen.

80374-08 Tile 8 | 80374-08

Size Inches: Size mm: Stitch Count:

7.64 X 5.10 in. 194.06 X 129.54 mm 39522 St.



■	1. Orange Fabric Placement Stitch.....	0020
■	2. Cut Line and Tackdown.....	0020
■	3. Purple Fabric Placement Stitch.....	0020
■	4. Cut Line and Tackdown.....	0020
■	5. Blue Fabric Placement Stitch	0020
■	6. Cut Line and Tackdown.....	0020
■	7. Stamen.....	0020
■	8. Stamen and Eyes.....	3962
■	9. Stamen and Bird.....	2702
■	10. Birds and Flower.....	3920
■	11. Flower.....	1904
■	12. Birds and Flowers.....	0600
■	13. Birds.....	1200
■	14. Birds.....	2320
■	15. Cover Stitch and Detail.....	0704
■	16. Cover Stitch and Detail.....	0020
■	17. Cover Stitch and Detail.....	0704
■	18. Leaf.....	5730
■	19. Leaf.....	6043
■	20. Seam/Match Fabric.....	0020



















Note: Some designs in this collection may have been created using unique special stitches and/or techniques. To preserve design integrity when rescaling or rotating designs in your software, always rescale or rotate designs using the handles directly on-screen.

80374-09 Tile 9 | 80374-09

Size Inches: Size mm: Stitch Count:

7.61 X 5.10 in. 193.29 X 129.54 mm 51899 St.



	1. Orange Fabric Placement Stitch.....	2320
	2. Cut Line and Tackdown.....	2320
	3. Purple Fabric Placement Stitch.....	2320
	4. Cut Line and Tackdown.....	2320
	5. Flowers.....	2320
	6. Flower and Triangle.....	2910
	7. Bird.....	2702
	8. Flower and Leaf.....	3920
	9. Flower.....	1904
	10. Cover Stitch.....	1301
	11. Flowers and Detail.....	0020
	12. Flower.....	1200
	13. Flower and Leaves.....	0600
	14. Leaves.....	5730
	15. Leaf.....	6043
	16. Flower and Details.....	0704
	17. FSA Triangle Placement Guide.....	0020
	18. Seam/Match Fabric.....	0020










Note: Some designs in this collection may have been created using unique special stitches and/or techniques. To preserve design integrity when rescaling or rotating designs in your software, always rescale or rotate designs using the handles directly on-screen.

80374-10 Tile 10 | 80374-10

Size Inches: Size mm: Stitch Count:

7.48 X 4.92 in. 189.99 X 124.97 mm 22757 St.


















	1. Pink Fabric Placement Stitch.....	1200
	2. Cut Line and Tackdown.....	1200
	3. Flower.....	1200
	4. Flower and Tail.....	1301
	5. Flower.....	0600
	6. Flower and Detail.....	0020
	7. Tail Shading.....	1904
	8. Cover Stitch and Detail.....	0704
	9. Seam/Match Fabric.....	0020

80374-11 Tile 11 | 80374-11

Size Inches: Size mm: Stitch Count:

7.42 X 5.11 in. 188.47 X 129.79 mm 53106 St.



	1. Orange Fabric Placement Stitch.....	0600
	2. Cut Line and Tackdown.....	0600
	3. Purple Fabric Placement Stitch.....	0600
	4. Cut Line and Tackdown.....	0600
	5. Flower.....	0600
	6. Flower and Stamen.....	2320
	7. Flower.....	1904
	8. Bird.....	2702
	9. Bird and Detail.....	3920
	10. Flower Detail.....	0020
	11. Cover Stitch and Detail.....	0704
	12. Cover Stitch and Detail.....	0020
	13. Leaves.....	5730
	14. Leaves.....	6043
	15. Flower.....	1200
	16. Bird and Detail.....	0704
	17. Seam/Match Fabric.....	0020


















Note: Some designs in this collection may have been created using unique special stitches and/or techniques. To preserve design integrity when rescaling or rotating designs in your software, always rescale or rotate designs using the handles directly on-screen.

80374-12 Tile 12 | 80374-12

Size Inches: Size mm: Stitch Count:

7.61 X 5.09 in. 193.29 X 129.29 mm 46043 St.












	1. Orange Fabric Placement Stitch.....	0704
	2. Cut Line and Tackdown.....	0704
	3. Cover Stitch and Detail.....	0704
	4. Leaves.....	0020
	5. Leaf Detail.....	0600
	6. Leaves.....	5730
	7. Leaf.....	6043
	8. Flower.....	2320
	9. Leaf.....	3920
	10. Flower.....	1904
	11. Flower.....	1200
	12. Triangles.....	2910
	13. Cover Stitch.....	1301
	14. Cover Stitch and Triangles.....	0020
	15. Flower and Detail.....	0704
	16. FSA Traingle Placement Guides.....	0020
	17. Seam/Match Fabric.....	0020

80374-13 Element 1 FSA

Size Inches: Size mm: Stitch Count:

3.65 X 3.62 in. 92.71 X 91.95 mm 7587 St.



	1. Purple Sparkle Vinyl Placement Stitch.....	3920
	2. Cut Line and Tackdown.....	3920
	3. Flower Shading.....	3920
	4. Cover Stitch.....	0704
	5. Stamen.....	1904
	6. Stamen.....	0020
	7. Stamen.....	2320
	8. Stamen.....	0600







Note: Some designs in this collection may have been created using unique special stitches and/or techniques. To preserve design integrity when rescaling or rotating designs in your software, always rescale or rotate designs using the handles directly on-screen.

80374-14 Element 2 FSA

Size Inches: Size mm: Stitch Count:

2.25 X 2.18 in. 57.15 X 55.37 mm 4719 St.












	1. Gold Sparkle Vinyl Placement Stitch.....	0600
	2. Cut Line and Tackdown.....	0600
	3. Flower.....	0600
	4. Cover Stitch and Detail.....	0704
	5. Stamen.....	0020
	6. Stamen.....	2320

80374-15 Element 3 FSA

Size Inches: Size mm: Stitch Count:

3.69 X 3.38 in. 93.73 X 85.85 mm 8977 St.



	1. Orange Sparkle Vinyl Placement Stitch....	0704
	2. Cut Line and Tackdown.....	0704
	3. Cover Stitch.....	0704
	4. Petals.....	0600
	5. Flower Detail.....	0020
	6. Stamen.....	2320
	7. Stamen.....	3920
	8. Stamen.....	1904
	9. Stamen.....	2910

Note: Some designs in this collection may have been created using unique special stitches and/or techniques. To preserve design integrity when rescaling or rotating designs in your software, always rescale or rotate designs using the handles directly on-screen.



80374-16 Element 4 FSA

Size Inches: Size mm: Stitch Count:
2.67 X 2.61 in. 67.82 X 66.29 mm 6953 St.

- 1. Gold Sparkle Fabric Placement Stitch.....0600
- 2. Cut Line and Tackdown.....0600
- 3. Flower and Stamen.....0600
- 4. Cover Stitch.....0704
- 5. Stamen.....2910
- 6. Stamen.....3920
- 7. Stamen.....1904
- 8. Flower Detail.....0020



80374-17 Element 5 FSA

Size Inches: Size mm: Stitch Count:
2.49 X 2.22 in. 63.25 X 56.39 mm 5356 St.

- 1. Pink Sparkle Vinyl Placement Stitch.....0704
- 2. Cut Line and Tackdown.....0704
- 3. Cover Stitch.....0704
- 4. Stamen.....3920
- 5. Stamen.....0600
- 6. Flower Detail.....0020

Note: Some designs in this collection may have been created using unique special stitches and/or techniques. To preserve design integrity when rescaling or rotating designs in your software, always rescale or rotate designs using the handles directly on-screen.

80374-18 Element 6 FSA

Size Inches: Size mm: Stitch Count:

1.30 X 1.35 in. 33.02 X 34.29 mm 1990 St.




- 1. Gold Sparkle Vinyl Placement Stitch.....0600
- 2. Cut Line and Tackdown.....0600
- 3. Stamen.....0600
- 4. Cover Stitch.....0704
- 5. Stamen Detail.....0020

80374-19 Element 7 FSA

Size Inches: Size mm: Stitch Count:

4.65 X 2.30 in. 118.11 X 58.42 mm 12084 St.



- 1. Purple Sparkle Vinyl Placement Stitch.....0704
- 2. Cut Line and Tackdown.....0704
- 3. Cover Stitch.....0704
- 4. Cover Stitch and Detail.....0020
- 5. Spots.....0704