

Note: Some designs in this collection may have been created using unique special stitches and/or techniques. To preserve design integrity when rescaling or rotating designs in your software, always rescale or rotate designs using the handles directly on-screen.



80358-01 Rotary Cutter Applique

Size Inches: Size mm: Stitch Count:


9.01 X 4.10 in. 228.85 X 104.14 mm 14967 St.




	1. Blue Fabric Placement Stitch.....	0184
	2. Cut Line and Tackdown.....	0184
	3. White Fabric Placement Stitch.....	0184
	4. Cut Line and Tackdown.....	0184
	5. White Fabric Placement Stitch.....	0184
	6. Cut Line and Tackdown.....	0184
	7. Gray Fabric Placement Stitch.....	0184
	8. Cut Line and Tackdown.....	0184
	9. Trigger Cover Stitch.....	0184
	10. Handle Cover Stitch and Detail.....	0010
	11. Tool Cover Stitch and Detail.....	4531
	12. Blade Cover Stitch and Detail.....	0131
	13. Handle Detail.....	4230
	14. Handle Detail.....	5050

80358-02 Thread Spool Applique

Size Inches: Size mm: Stitch Count:

4.16 X 4.88 in. 105.66 X 123.95 mm 9070 St.



	1. Light Blue Fabric Placement Stitch.....	4230
	2. Cut Line and Tackdown.....	4230
	3. Dark Blue Fabric Placement Stitch.....	4230
	4. Cut Line and Tackdown.....	4230
	5. Thread Cover Stitch and Detail.....	4230
	6. Spool Detail.....	2101
	7. Thread Cover Stitch and Detail.....	4531
	8. Base Cover Stitch and Detail.....	1351











Note: Some designs in this collection may have been created using unique special stitches and/or techniques. To preserve design integrity when rescaling or rotating designs in your software, always rescale or rotate designs using the handles directly on-screen.

80358-03 Pincushion Applique 1

Size Inches: Size mm: Stitch Count:

4.46 X 4.28 in. 113.28 X 108.71 mm 10634 St.












	1.Red Fabric Placement Stitch.....	2101
	2.Cut Line and Tackdown.....	2101
	3.Green Fabric Placement Stitch.....	2101
	4.Cut Line and Tackdown.....	2101
	5.Cushion Cover Stitch and Detail.....	2101
	6.Cushion Detail.....	1351
	7.Cushion Top Cover Stitch.....	6051
	8.Top Detail.....	5531
	9.Top Detail.....	4230
	10.Top Detail.....	4531

80358-04 Pincushion Applique 2

Size Inches: Size mm: Stitch Count:

3.38 X 3.34 in. 85.85 X 84.84 mm 8531 St.









	1.Green Fabric Placement Stitch.....	5531
	2.Cut Line and Tackdown.....	5531
	3.Red Fabric Placement Stitch.....	5531
	4.Cut Line and Tackdown.....	5531
	5.Cushion Detail.....	5531
	6.Cushion Cover Stitch and Detail.....	6051
	7.Top Detail.....	2101
	8.Top Detail.....	0010


Note: Some designs in this collection may have been created using unique special stitches and/or techniques. To preserve design integrity when rescaling or rotating designs in your software, always rescale or rotate designs using the handles directly on-screen.

80358-05 Flower Medallion Applique

Size Inches: Size mm: Stitch Count:

4.21 X 4.21 in. 106.93 X 106.93 mm 10874 St.

	1.Green Fabric Placement Stitch.....	5531
	2.Cut Line and Tackdown.....	5531
	3.Flower Cover Stitch.....	5531
	4.Flower Detail.....	5531
	5.Mini Flowers Detail.....	6051
	6.Center Flower Outline.....	0010



80358-06 Scissors 1 | 80358-06

Size Inches: Size mm: Stitch Count:

9.01 X 3.43 in. 228.85 X 87.12 mm 21118 St.

	1.Scissors.....	0176
	2.Scissors Detail.....	1972
	3.Scissors Detail.....	4074
	4.Scissors Detail.....	4071










Note: Some designs in this collection may have been created using unique special stitches and/or techniques. To preserve design integrity when rescaling or rotating designs in your software, always rescale or rotate designs using the handles directly on-screen.



80358-07 Scissors 2 | 80358-07

Size Inches: Size mm: Stitch Count:

8.78 X 4.01 in. 223.01 X 101.85 mm 13093 St.









	1.Blade.....	1972
	2.Blade Detail.....	0176
	3.Blade Detail.....	4074
	4.Blade Detail.....	4071
	5.Handle.....	1521
	6.Handle Detail.....	2101
	7.Handle Detail.....	1351

80358-08 Stileto

Size Inches: Size mm: Stitch Count:

9.82 X 1.67 in. 249.43 X 42.42 mm 17865 St.



	1.Blade.....	4071
	2.Blade Detail.....	0176
	3.Blade Detail.....	1972
	4.Handle.....	1521
	5.Handle Detail.....	2101
	6.Handle Detail.....	1351
	7.Handle Detail.....	0010
	8.Handle Detail.....	6051

Note: Some designs in this collection may have been created using unique special stitches and/or techniques. To preserve design integrity when rescaling or rotating designs in your software, always rescale or rotate designs using the handles directly on-screen.



80358-09 Scissors 3 | 80358-09

Size Inches: Size mm: Stitch Count:

6.90 X 3.63 in. 175.26 X 92.20 mm 11305 St.

	1.Blade Detail.....	1972
	2.Blade.....	0176
	3.Blade Detail.....	4074
	4.Blade Detail.....	4071
	5.Handle.....	6051
	6.Handle Detail.....	5531
	7.Handle Detail.....	6151



80358-10 Scissors 4 | 80358-10

Size Inches: Size mm: Stitch Count:

7.27 X 3.19 in. 184.66 X 81.03 mm 8758 St.

	1.Blade Detail.....	0176
	2.Blade.....	1972
	3.Blade Detail.....	4074
	4.Blade Detail.....	0010
	5.Handle.....	4230
	6.Handle Detail.....	5050
	7.Handle Detail.....	4531










Note: Some designs in this collection may have been created using unique special stitches and/or techniques. To preserve design integrity when rescaling or rotating designs in your software, always rescale or rotate designs using the handles directly on-screen.

80358-11 Decorative Buttons Border

Size Inches: Size mm: Stitch Count:

1.77 X 5.26 in. 44.96 X 133.60 mm 16530 St.







	1.Button.....	4230
	2.Button Detail.....	5050
	3.Button Detail.....	4531
	4.Button Detail.....	6151
	5.Button.....	6051
	6.Button Detail.....	5531
	7.Button Detail.....	1521
	8.Button Detail.....	2101
	9.Button.....	1351

80358-12 Bobbin Spool 1

Size Inches: Size mm: Stitch Count:

1.80 X 1.81 in. 45.72 X 45.97 mm 5491 St.



	1.Thread.....	0010
	2.Spool.....	4071
	3.Spool Edges.....	0176
	4.Spool Detail.....	1972







Note: Some designs in this collection may have been created using unique special stitches and/or techniques. To preserve design integrity when rescaling or rotating designs in your software, always rescale or rotate designs using the handles directly on-screen.

80358-13 Bobbin Case Applique

Size Inches: Size mm: Stitch Count:

2.76 X 2.76 in. 70.10 X 70.10 mm 6534 St.













	1.Gray Fabric Placement Stitch.....	0010
	2.Cut Line and Tackdown.....	0010
	3.Case Center.....	0010
	4.Case Cover Stitch.....	0176
	5.Case Detail.....	1972
	6.Case Detail.....	4074

80358-14 Thimble Applique | 80358-

Size Inches: Size mm: Stitch Count:

2.80 X 3.26 in. 71.12 X 82.80 mm 9218 St.



	1.Red Fabric Placement Stitch.....	1521
	2.Cut Line and Tackdown.....	1521
	3.Thimble Cover Stitch.....	1521
	4.Thimble Detail.....	2101
	5.Thimble Band Detail.....	1972
	6.Thimble Band Detail.....	0176
	7.Thimble Band Detail.....	0010
	8.Thimble Band Detail.....	6051
	9.Dots Detail.....	4074

Note: Some designs in this collection may have been created using unique special stitches and/or techniques. To preserve design integrity when rescaling or rotating designs in your software, always rescale or rotate designs using the handles directly on-screen.

80358-15 Bobbin Spool 2

Size Inches: Size mm: Stitch Count:

1.77 X 2.32 in. 44.96 X 58.93 mm 6827 St.

	1.Thread.....	1521
	2.Thread Detail.....	2101
	3.Spool Detail.....	0010
	4.Spool Detail.....	1972
	5.Spool Detail.....	0176

