






















Note: Some designs in this collection may have been created using unique special stitches and/or techniques. To preserve design integrity when rescaling or rotating designs in your software, always rescale or rotate designs using the handles directly on-screen.

80357-01 Tile 1 | 80357-01

Size Inches: Size mm: Stitch Count:

6.86 X 4.64 in. 174.24 X 117.86 mm 43722 St.



	1. Purple Fabric Placement Stitch.....	0576
	2. Cut Line and Tackdown.....	0576
	3. Organza Placement Stitch.....	0576
	4. Cut Line and Tackdown.....	0576
	5. Brick Shading.....	0576
	6. Brick Shading.....	0873
	7. Brick Shading.....	1543
	8. Brick Shading.....	1061
	9. Snow and Frame Shading.....	0184
	10. Glass Shading.....	2640
	11. Lead Shading.....	3666
	12. Branch Shading.....	1375
	13. Branch Shading.....	0576
	14. Branch Shading.....	0763
	15. Berry Shading.....	2022
	16. Berry Shading.....	1906
	17. Berry Shading.....	1521
	18. Leaves.....	0442
	19. Snow Shading.....	0184
	20. Snow Shading.....	0010
	21. Seam Stitch/Match Fabric.....	0184

Note: Some designs in this collection may have been created using unique special stitches and/or techniques. To preserve design integrity when rescaling or rotating designs in your software, always rescale or rotate designs using the handles directly on-screen.

80357-02 Tile 2 | 80357-02

Size Inches: Size mm: Stitch Count:

6.87 X 4.62 in. 174.50 X 117.35 mm 33689 St.



■	1. Teal Fabric Placement Stitch.....	0576
■	2. Cut Line and Tackdown.....	0576
■	3. Purple Fabric Placement Stitch.....	0576
■	4. Cut Line and Tackdown.....	0576
■	5. Organza Placement Stitch.....	0576
■	6. Cut Line and Tackdown.....	0576
■	7. Brick Shading.....	0576
■	8. Frame Shading.....	0184
■	9. Brick Shading.....	1543
■	10. Glass Shading.....	2640
■	11. Glass Shading.....	4423
■	12. Glass Shading.....	4230
■	13. Glass Shading.....	5613
■	14. Glass Shading.....	5326
■	15. Lead Shading.....	4174
■	16. Lead Shading.....	3666
■	17. Branch Shading.....	1375
■	18. Branch Shading.....	0576
■	19. Branch Shading.....	0763
■	20. Leaves.....	0442
■	21. Berry Shading.....	2022
■	22. Berry Shading.....	1906
■	23. Berry Shading.....	1521
■	24. Snow Shading.....	3750
■	25. Snow Shading.....	0184
■	26. Snow Shading.....	0010
■	27. Needles.....	5944
■	28. Seam Stitch/Match Fabric.....	0184

Note: Some designs in this collection may have been created using unique special stitches and/or techniques. To preserve design integrity when rescaling or rotating designs in your software, always rescale or rotate designs using the handles directly on-screen.

80357-03 Tile 3 | 80357-03

Size Inches: Size mm: Stitch Count:

6.86 X 4.64 in. 174.24 X 117.86 mm 38706 St.



■	1. Teal Fabric Placement Stitch.....	0576
■	2. Cut Line and Tackdown.....	0576
■	3. Purple Fabric Placement Stitch.....	0576
■	4. Cut Line and Tackdown.....	0576
■	5. Organza Placement Stitch.....	0576
■	6. Cut Line and Tackdown.....	0576
■	7. Brick Shading.....	0576
■	8. Frame Shading.....	0184
■	9. Brick Shading.....	0873
■	10. Brick Shading.....	1543
■	11. Brick Shading.....	1061
■	12. Glass Shading.....	2640
■	13. Glass Shading.....	4423
■	14. Glass Shading.....	5613
■	15. Glass Shading.....	5326
■	16. Glass Shading.....	4230
■	17. Lead Shading.....	4174
■	18. Lead Shading.....	3666
■	19. Snow Shading.....	3750
■	20. Needles.....	5944
■	21. Snow Shading.....	0184
■	22. Snow Shading.....	0010
■	23. Needles.....	5944
■	24. Needles.....	0442
■	25. Needles.....	5833
■	26. Seam Stitch/Match Fabric.....	0184




















Note: Some designs in this collection may have been created using unique special stitches and/or techniques. To preserve design integrity when rescaling or rotating designs in your software, always rescale or rotate designs using the handles directly on-screen.

80357-04 Tile 4 | 80357-04

Size Inches: Size mm: Stitch Count:

6.87 X 4.65 in. 174.50 X 118.11 mm 40512 St.



	1. Brick Shading.....	0576
	2. Brick Shading.....	0873
	3. Frame Shading.....	0184
	4. Brick Shading.....	1543
	5. Brick Shading.....	1061
	6. Snow Shading.....	3750
	7. Branch Shading.....	1375
	8. Branch Shading.....	0576
	9. Branch Shading.....	0763
	10. Leaves.....	0442
	11. Berry Shading.....	2022
	12. Berry Shading.....	1906
	13. Berry Shading.....	1521
	14. Snow Shading.....	0184
	15. Snow Shading.....	0010
	16. Needles.....	5944
	17. Needles.....	0442
	18. Needles.....	5833
	19. Seam Stitch/Match Fabric.....	0184































Note: Some designs in this collection may have been created using unique special stitches and/or techniques. To preserve design integrity when rescaling or rotating designs in your software, always rescale or rotate designs using the handles directly on-screen.

80357-05 Tile 5 | 80357-05

Size Inches: Size mm: Stitch Count:

6.84 X 4.61 in. 173.74 X 117.09 mm 40527 St.



	1. Teal Fabric Placement Stitch.....	0576
	2. Cut Line and Tackdown.....	0576
	3. Purple Fabric Placement Stitch.....	0576
	4. Cut Line and Tackdown.....	0576
	5. Organza Placement Stitch.....	0576
	6. Cut Line and Tackdown.....	0576
	7. Brick Shading.....	0576
	8. Brick Shading.....	0873
	9. Brick Shading.....	1543
	10. Brick Shading.....	1061
	11. Frame Shading.....	0184
	12. Glass Shading.....	2640
	13. Glass Shading.....	4423
	14. Glass Shading.....	4230
	15. Glass Shading.....	5326
	16. Geen Glass Shading.....	5613
	17. Glass Shading.....	4740
	18. Lead Shading.....	4174
	19. Lead Shading.....	3666
	20. Branch Shading.....	1375
	21. Branch Shading.....	0576
	22. Branch Shading.....	0763
	23. Branch Shading.....	1061
	24. Berry Shading.....	2022
	25. Berry Shading.....	1906
	26. Berry Shading.....	1521
	27. Leaves.....	0442
	28. Snow Shading.....	0184
	29. Snow Shading.....	0010
	30. Seam Stitch/Match Fabric.....	0184






















Note: Some designs in this collection may have been created using unique special stitches and/or techniques. To preserve design integrity when rescaling or rotating designs in your software, always rescale or rotate designs using the handles directly on-screen.

80357-06 Tile 6 | 80357-06

Size Inches: Size mm: Stitch Count:

6.87 X 4.64 in. 174.50 X 117.86 mm 24351 St.




	1. Purple Fabric Placement Stitch.....	2640
	2. Cut Line and Tackdown.....	2640
	3. Orange Fabric Placement Stitch.....	2640
	4. Cut Line and Tackdown.....	2640
	5. Organza Placement Stitch.....	2640
	6. Cut Line and Tackdown.....	2640
	7. Glass Shading.....	2640
	8. Glass Shading.....	4423
	9. Glass Shading.....	5326
	10. Glass Shading.....	5613
	11. Glass Shading.....	4230
	12. Glass Shading.....	4740
	13. Glass Shading.....	0010
	14. Lead Shading.....	4174
	15. Berry Shading.....	2022
	16. Berry Shading.....	1906
	17. Lead Shading.....	3666
	18. Glass Shading.....	0504
	19. Snow and Highlights.....	0184
	20. Snow Shading and Highlights.....	0010
	21. Seam Stitch/Match Fabric.....	0184

























Note: Some designs in this collection may have been created using unique special stitches and/or techniques. To preserve design integrity when rescaling or rotating designs in your software, always rescale or rotate designs using the handles directly on-screen.

80357-07 Tile 7 | 80357-07

Size Inches: Size mm: Stitch Count:

6.84 X 4.62 in. 173.74 X 117.35 mm 24439 St.




	1. Brown Fabric Placement Stitch.....	2640
	2. Cut Line and Tackdown.....	2640
	3. Purple Fabric Placement Stitch.....	2640
	4. Cut Line and Tackdown.....	2640
	5. Orange Fabric Placement Stitch.....	2640
	6. Cut Line and Tackdown.....	2640
	7. Organza Placement Stitch.....	2640
	8. Cut Line and Tackdown.....	2640
	9. Glass Shading.....	2640
	10. Frame Shading.....	0184
	11. Glass Shading.....	4423
	12. Glass Shading.....	4230
	13. Glass Shading.....	5613
	14. Glass Shading.....	5326
	15. Glass Shading.....	4740
	16. Glass Shading.....	0010
	17. Lead Shading.....	4174
	18. Lead Shading.....	3666
	19. Snow Shading.....	3750
	20. Snow Shading.....	0184
	21. Snow Shading.....	0010
	22. Needles.....	5944
	23. Needles.....	0442
	24. Seam Stitch/Match Fabric.....	0184



























Note: Some designs in this collection may have been created using unique special stitches and/or techniques. To preserve design integrity when rescaling or rotating designs in your software, always rescale or rotate designs using the handles directly on-screen.

80357-08 Tile 8 | 80357-08

Size Inches: Size mm: Stitch Count:

6.84 X 4.60 in. 173.74 X 116.84 mm 36630 St.




	1. Purple Fabric Placement Stitch.....	0576
	2. Cut Line and Tackdown.....	0576
	3. Organza Placement Stitch.....	0576
	4. Cut Line and Tackdown.....	0576
	5. Brick Shading.....	0576
	6. Frame Shading.....	0184
	7. Lead Shading.....	3666
	8. Brick Shading.....	0873
	9. Brick Shading.....	1543
	10. Brick Shading.....	1061
	11. Brick Shading.....	0731
	12. Brick Shading.....	0640
	13. Glass Shading.....	4230
	14. Glass Shading.....	5613
	15. Snow Shading.....	3750
	16. Snow Shading.....	0184
	17. Snow Shading.....	0010
	18. Branch Shading.....	1375
	19. Branch Shading.....	0576
	20. Branch Shading.....	0763
	21. Berry Shading.....	2022
	22. Berry Shading.....	1906
	23. Berry Shading.....	1521
	24. Snow Shading.....	0184
	25. Snow Shading.....	0010
	26. Seam Stitch/Match Fabric.....	0184

Note: Some designs in this collection may have been created using unique special stitches and/or techniques. To preserve design integrity when rescaling or rotating designs in your software, always rescale or rotate designs using the handles directly on-screen.

80357-09 Tile 9 | 80357-09

Size Inches: Size mm: Stitch Count:

6.86 X 4.60 in. 174.24 X 116.84 mm 40756 St.




■	1. Teal Fabric Placement Stitch.....	0576
■	2. Cut Line and Tackdown.....	0576
■	3. Purple Fabric Placement Stitch.....	0576
■	4. Cut Line and Tackdown.....	0576
■	5. Organza Placement Stitch.....	0576
■	6. Cut Line and Tackdown.....	0576
■	7. Brick Shading.....	0576
□	8. Frame Shading.....	0184
■	9. Brick Shading.....	0873
■	10. Brick Shading.....	1543
■	11. Brick Shading.....	1061
■	12. Glass Shading.....	2640
■	13. Glass Shading.....	4423
■	14. Glass Shading.....	4230
■	15. Glass Shading.....	5613
■	16. Glass Shading.....	4740
□	17. Glass Shading.....	0010
■	18. Glass Shading.....	5326
■	19. Lead Shading.....	4174
■	20. Glass Shading.....	1906
■	21. Lead Shading.....	3666
■	22. Glass Shading.....	0504
■	23. Branch Shading.....	1375
■	24. Branch Shading.....	0576
■	25. Branch Shading.....	0763
■	26. Branch Shading.....	1061
■	27. Berry Shading.....	2022
■	28. Berry and Glass Shading.....	1906
■	29. Berry and Glass Shading.....	1521
■	30. Leaves.....	0442
□	31. Snow Shading.....	0184
□	32. Snow Shading and Highlights.....	0010
□	33. Seam Stitch/Match Fabric.....	0184




















Note: Some designs in this collection may have been created using unique special stitches and/or techniques. To preserve design integrity when rescaling or rotating designs in your software, always rescale or rotate designs using the handles directly on-screen.

80357-10 Tile 10 | 80357-10

Size Inches: Size mm: Stitch Count:

6.85 X 4.60 in. 173.99 X 116.84 mm 28143 St.



	1. Orange Fabric Placement Stitch.....	2640
	2. Cut Line and Tackdown.....	2640
	3. Purple Fabric Placement Stitch.....	2640
	4. Cut Line and Tackdown.....	2640
	5. Organza Placement Stitch.....	2640
	6. Cut Line and Tackdown.....	2640
	7. Glass Shading.....	2640
	8. Glass Shading.....	4423
	9. Glass Shading.....	4230
	10. Glass Shading.....	4740
	11. Glass Shading.....	0010
	12. Glass Shading.....	5326
	13. Lead Shading.....	4174
	14. Lead Shading.....	3666
	15. Glass Shading.....	1906
	16. Glass Shading.....	1521
	17. Glass Shading.....	0504
	18. Highlights.....	0010
	19. Seam Stitch/Match Fabric.....	4174





















Note: Some designs in this collection may have been created using unique special stitches and/or techniques. To preserve design integrity when rescaling or rotating designs in your software, always rescale or rotate designs using the handles directly on-screen.

80357-11 Tile 11 | 80357-11

Size Inches: Size mm: Stitch Count:

6.83 X 4.61 in. 173.48 X 117.09 mm 24301 St.



	1. Orange Fabric Placement Stitch.....	2640
	2. Cut Line and Tackdown.....	2640
	3. Purple Fabric Placement Stitch.....	2640
	4. Cut Line and Tackdown.....	2640
	5. Organza Placement Stitch.....	2640
	6. Cut Line and Tackdown.....	2640
	7. Glass Shading.....	2640
	8. Glass Shading.....	4423
	9. Glass Shading.....	4230
	10. Glass Shading.....	5613
	11. Glass Shading.....	4740
	12. Glass Shading.....	5326
	13. Glass Shading.....	0010
	14. Lead Shading.....	4174
	15. Lead Shading.....	3666
	16. Glass Shading.....	1906
	17. Glass Shading.....	1521
	18. Glass Shading.....	0504
	19. Highlights.....	0010
	20. Seam Stitch/Match Fabric.....	4174

Note: Some designs in this collection may have been created using unique special stitches and/or techniques. To preserve design integrity when rescaling or rotating designs in your software, always rescale or rotate designs using the handles directly on-screen.

80357-12 Tile 12 | 80357-12

Size Inches: Size mm: Stitch Count:

6.85 X 4.59 in. 173.99 X 116.59 mm 29741 St.



■	1. Teal Fabric Placement Stitch.....	0576
■	2. Cut Line and Tackdown.....	0576
■	3. Purple Fabric Placement Stitch.....	0576
■	4. Cut Line and Tackdown.....	0576
■	5. Organza Placement Stitch.....	0576
■	6. Cut Line and Tackdown.....	0576
■	7. Brick Shading.....	0576
■	8. Glass Shading.....	4423
■	9. Glass Shading.....	4230
■	10. Glass Shading.....	5613
■	11. Glass Shading.....	1906
■	12. Glass Shading.....	5326
■	13. Frame Shading.....	0184
■	14. Lead Shading.....	4174
■	15. Lead Shading.....	3666
■	16. Brick Shading.....	0873
■	17. Brick Shading.....	1543
■	18. Brick Shading.....	1061
■	19. Brick Shading.....	0731
■	20. Brick Shading.....	0640
■	21. Snow Shading.....	3750
■	22. Berry Shading.....	2022
■	23. Berry Shading.....	1906
■	24. Berry Shading.....	1521
■	25. Snow Shading.....	0184
■	26. Snow Shading.....	0010
■	27. Needles.....	5944
■	28. Needles.....	5833
■	29. Seam Stitch/Match Fabric.....	0184

Note: Some designs in this collection may have been created using unique special stitches and/or techniques. To preserve design integrity when rescaling or rotating designs in your software, always rescale or rotate designs using the handles directly on-screen.

80357-13 Tile 13 | 80357-13

Size Inches: Size mm: Stitch Count:

6.85 X 4.58 in. 173.99 X 116.33 mm 31590 St.



■	1. Teal Fabric Placement Stitch.....	0576
■	2. Cut Line and Tackdown.....	0576
■	3. Purple Fabric Placement Stitch.....	0576
■	4. Cut Line and Tackdown.....	0576
■	5. Organza Placement Stitch.....	0576
■	6. Cut Line and Tackdown.....	0576
■	7. Brick Shading.....	0576
■	8. Brick Shading.....	1543
■	9. Brick Shading.....	1061
■	10. Frame Shading.....	0184
■	11. Glass Shading.....	2640
■	12. Glass Shading.....	4423
■	13. Glass Shading.....	4230
■	14. Glass Shading.....	5613
■	15. Glass Shading.....	4740
■	16. Glass Shading.....	0010
■	17. Glass Shading.....	5326
■	18. Lead Shading.....	4174
■	19. Lead Shading.....	3666
■	20. Branch Shading.....	1375
■	21. Branch Shading.....	0576
■	22. Branch Shading.....	0763
■	23. Branch Shading.....	1061
■	24. Snow Shading.....	0184
■	25. Snow Shading.....	0010
■	26. Seam Stitch/Match Fabric.....	0184

Note: Some designs in this collection may have been created using unique special stitches and/or techniques. To preserve design integrity when rescaling or rotating designs in your software, always rescale or rotate designs using the handles directly on-screen.

80357-14 Tile 14 | 80357-14

Size Inches: Size mm: Stitch Count:
6.83 X 4.59 in. 173.48 X 116.59 mm 22910 St.



	1. Orange Fabric Placement Stitch.....	2640
	2. Cut Line and Tackdown.....	2640
	3. Purple Fabric Placement Stitch.....	2640
	4. Cut Line and Tackdown.....	2640
	5. Organza Placement Stitch.....	2640
	6. Cut Line and Tackdown.....	2640
	7. Glass Shading.....	2640
	8. Glass Shading.....	4423
	9. Glass Shading.....	4230
	10. Glass Shading.....	5613
	11. Glass Shading.....	4740
	12. Glass Shading.....	0010
	13. Lead Shading.....	4174
	14. Lead Shading.....	3666
	15. Seam Stitch/Match Fabric.....	4174

80357-15 Tile 15 | 80357-15

Size Inches: Size mm: Stitch Count:
6.83 X 4.57 in. 173.48 X 116.08 mm 25052 St.



	1. Orange Fabric Placement Stitch.....	2640
	2. Cut Line and Tackdown.....	2640
	3. Organza Placement Stitch.....	2640
	4. Cut Line and Tackdown.....	2640
	5. Glass Shading.....	2640
	6. Glass Shading.....	4423
	7. Glass Shading.....	4230
	8. Glass Shading.....	5613
	9. Glass Shading.....	4740
	10. Glass Shading.....	5326
	11. Glass Shading.....	0010
	12. Lead Shading.....	4174
	13. Snow Shading.....	0184
	14. Snow Shading.....	0010
	15. Seam Stitch/Match Fabric.....	4174

Note: Some designs in this collection may have been created using unique special stitches and/or techniques. To preserve design integrity when rescaling or rotating designs in your software, always rescale or rotate designs using the handles directly on-screen.

80357-16 Tile 16 | 80357-16

Size Inches: Size mm: Stitch Count:

6.86 X 4.61 in. 174.24 X 117.09 mm 35117 St.



■	1. Teal Fabric Placement Stitch.....	0576
■	2. Cut Line and Tackdown.....	0576
■	3. Purple Fabric Placement Stitch.....	0576
■	4. Cut Line and Tackdown.....	0576
■	5. Organza Placement Stitch.....	0576
■	6. Cut Line and Tackdown.....	0576
■	7. Brick Shading.....	0576
■	8. Brick Shading.....	0873
■	9. Brick Shading.....	1543
■	10. Brick Shading.....	1061
■	11. Brick Shading.....	0731
■	12. Brick Shading.....	0640
■	13. Frame Shading.....	0184
■	14. Glass Shading.....	2640
■	15. Glass Shading.....	4230
■	16. Glass Shading.....	5613
■	17. Glass Shading.....	5326
■	18. Lead Shading.....	4174
■	19. Lead Shading.....	3666
■	20. Snow Shading.....	3750
■	21. Snow Shading.....	0184
■	22. Snow Shading.....	0010
■	23. Needles.....	5944
■	24. Needles.....	0442
■	25. Needles.....	5833
■	26. Snow.....	0010
■	27. Seam Stitch/Match Fabric.....	0184

Note: Some designs in this collection may have been created using unique special stitches and/or techniques. To preserve design integrity when rescaling or rotating designs in your software, always rescale or rotate designs using the handles directly on-screen.

80357-17 Tile 17 | 80357-17

Size Inches: Size mm: Stitch Count:

6.86 X 4.60 in. 174.24 X 116.84 mm 30650 St.



■	1. Teal Fabric Placement Stitch.....	0576
■	2. Cut Line and Tackdown.....	0576
■	3. Purple Fabric Placement Stitch.....	0576
■	4. Cut Line and Tackdown.....	0576
■	5. Organza Placement Stitch.....	0576
■	6. Cut Line and Tackdown.....	0576
■	7. Brick Shading.....	0576
■	8. Brick Shading.....	1543
■	9. Brick Shading.....	1061
■	10. Frame Shading.....	0184
■	11. Glass Shading.....	2640
■	12. Glass Shading.....	4230
■	13. Glass Shading.....	5613
■	14. Glass Shading.....	5326
■	15. Glass Shading.....	4740
■	16. Glass Shading.....	1906
■	17. Glass Shading.....	1521
■	18. Lead Shading.....	4174
■	19. Lead Shading.....	3666
■	20. Branch Shading.....	1375
■	21. Branch Shading.....	0576
■	22. Branch Shading.....	0763
■	23. Branch Shading.....	1061
■	24. Snow Shading.....	0184
■	25. Snow Shading.....	0010
■	26. Seam Stitch/Match Fabric.....	4174


















Note: Some designs in this collection may have been created using unique special stitches and/or techniques. To preserve design integrity when rescaling or rotating designs in your software, always rescale or rotate designs using the handles directly on-screen.

80357-18 Tile 18 | 80357-18

Size Inches: Size mm: Stitch Count:

6.83 X 4.56 in. 173.48 X 115.82 mm 23250 St.



	1. Purple Fabric Placement Stitch.....	2640
	2. Cut Line and Tackdown.....	2640
	3. Organza Placement Stitch.....	2640
	4. Cut Line and Tackdown.....	2640
	5. Glass Shading.....	2640
	6. Glass Shading.....	4423
	7. Glass Shading.....	4230
	8. Glass Shading.....	5613
	9. Glass Shading.....	5326
	10. Glass Shading.....	4740
	11. Lead Shading.....	4174
	12. Lead Shading.....	3666
	13. Glass	1906
	14. Glass Shading.....	1521
	15. Glass.....	0504
	16. Highlights.....	0010
	17. Seam Stitch/Match Fabric.....	4174




















Note: Some designs in this collection may have been created using unique special stitches and/or techniques. To preserve design integrity when rescaling or rotating designs in your software, always rescale or rotate designs using the handles directly on-screen.

80357-19 Tile 19 | 80357-19

Size Inches: Size mm: Stitch Count:

6.84 X 4.58 in. 173.74 X 116.33 mm 42394 St.



	1.Purple Fabric Placement Stitch.....	4423
	2.Cut Line and Tackdown.....	4423
	3.Organza Placement Stitch.....	4423
	4.Cut Line and Tackdown.....	4423
	5.Glass Shading.....	4423
	6.Glass Shading.....	4230
	7.Glass Shading.....	5613
	8.Glass Shading.....	5326
	9.Glass Shading.....	4740
	10.Lead Shading.....	4174
	11.Lead Shading.....	3666
	12.Branch	1375
	13.Snow Shading.....	3750
	14.Snow Shading.....	0184
	15.Snow Shading.....	0010
	16.Needles.....	5944
	17.Needles.....	0442
	18.Needles.....	5833
	19.Seam Stitch/Match Fabric.....	4174










Note: Some designs in this collection may have been created using unique special stitches and/or techniques. To preserve design integrity when rescaling or rotating designs in your software, always rescale or rotate designs using the handles directly on-screen.

80357-20 Tile 20 | 80357-20

Size Inches: Size mm: Stitch Count:

6.85 X 4.58 in. 173.99 X 116.33 mm 51769 St.



	1. Background Shading.....	5944
	2. Snow Shading.....	3750
	3. Snow Shading.....	0184
	4. Snow Shading.....	0010
	5. Branches.....	0763
	6. Needles.....	5944
	7. Needles.....	0442
	8. Needles.....	5833
	9. Seam Stitch/Match Fabric.....	0184

Note: Some designs in this collection may have been created using unique special stitches and/or techniques. To preserve design integrity when rescaling or rotating designs in your software, always rescale or rotate designs using the handles directly on-screen.

80357-21 Tile 21 | 80357-21

Size Inches: Size mm: Stitch Count:

6.87 X 4.63 in. 174.50 X 117.60 mm 24836 St.



■	1. Teal Fabric Placement Stitch.....	0576
■	2. Cut Line and Tackdown.....	0576
■	3. Purple Fabric Placement Stitch.....	0576
■	4. Cut Line and Tackdown.....	0576
■	5. Organza Placement Stitch.....	0576
■	6. Cut Line and Tackdown.....	0576
■	7. Brick Shading.....	0576
■	8. Brick Shading.....	0873
■	9. Brick Shading.....	1543
■	10. Brick Shading.....	1061
■	11. Frame Shading.....	0184
■	12. Branch Shading.....	1375
■	13. Branch Shading.....	0576
■	14. Branch Shading.....	0763
■	15. Glass Shading.....	2640
■	16. Snow Shading.....	0184
■	17. Snow Shading.....	0010
■	18. Glass Shading.....	4230
■	19. Glass Shading.....	5613
■	20. Glass Shading.....	4423
■	21. Glass Shading.....	5326
■	22. Lead Shading.....	4174
■	23. Lead Shading.....	3666
■	24. Seam Stitch/Match Fabric.....	4174










Note: Some designs in this collection may have been created using unique special stitches and/or techniques. To preserve design integrity when rescaling or rotating designs in your software, always rescale or rotate designs using the handles directly on-screen.

80357-22 Tile 22 | 80357-22

Size Inches: Size mm: Stitch Count:

6.82 X 4.57 in. 173.23 X 116.08 mm 20958 St.


















	1.Organza Placement Stitch.....	2640
	2.Cut Line and Tackdown.....	2640
	3.Glass Shading.....	2640
	4.Glass Shading.....	5613
	5.Glass Shading.....	4423
	6.Glass Shading.....	5326
	7.Lead Shading.....	4174
	8.Lead Shading.....	3666
	9.Seam Stitch/Match Fabric.....	4174

80357-23 Tile 23 | 80357-23

Size Inches: Size mm: Stitch Count:

6.82 X 4.57 in. 173.23 X 116.08 mm 38014 St.



	1.Organza Placement Stitch.....	5613
	2.Cut Line and Tackdown.....	5613
	3.Glass Shading.....	5613
	4.Glass Shading.....	4423
	5.Glass Shading.....	5326
	6.Background Shading.....	5944
	7.Glass Shading.....	4230
	8.Lead Shading.....	4174
	9.Snow Shading.....	3750
	10.Snow Shading.....	0184
	11.Snow Shading.....	0010
	12.Needles.....	5944
	13.Needles.....	5833
	14.Needles.....	0442
	15.Seam Stitch/Match Fabric.....	0184











Note: Some designs in this collection may have been created using unique special stitches and/or techniques. To preserve design integrity when rescaling or rotating designs in your software, always rescale or rotate designs using the handles directly on-screen.

80357-24 Tile 24 | 80357-24

Size Inches: Size mm: Stitch Count:

6.83 X 4.57 in. 173.48 X 116.08 mm 47252 St.



	1.Backyard.....	5944
	2.Snow Shading.....	3750
	3.Branch Shading.....	1375
	4.Branch Shading.....	1061
	5.Snow Shading.....	0184
	6.Snow Shading.....	0010
	7.Needles.....	5944
	8.Needles.....	5833
	9.Needles.....	0442
	10.Seam Stitch/Match Fabric.....	0184

Note: Some designs in this collection may have been created using unique special stitches and/or techniques. To preserve design integrity when rescaling or rotating designs in your software, always rescale or rotate designs using the handles directly on-screen.

80357-25 Tile 25 | 80357-25

Size Inches: Size mm: Stitch Count:

6.84 X 4.59 in. 173.74 X 116.59 mm 29655 St.



■	1. Teal Fabric Placement Stitch.....	0576
■	2. Cut Line and Tackdown.....	0576
■	3. Purple Fabric Placement Stitch.....	0576
■	4. Cut Line and Tackdown.....	0576
■	5. Organza Placement Stitch.....	0576
■	6. Cut Line and Tackdown.....	0576
■	7. Brick Shading.....	0576
■	8. Brick Shading.....	0873
■	9. Brick Shading.....	1543
■	10. Brick Shading.....	1061
■	11. Frame Shading.....	0763
■	12. Frame Shading.....	0184
■	13. Glass Shading.....	2640
■	14. Glass Shading.....	4230
■	15. Glass Shading.....	5613
■	16. Glass Shading.....	4423
■	17. Glass Shading.....	5326
■	18. Glass Shading.....	1906
■	19. Glass Shading.....	1521
■	20. Lead Shading.....	4174
■	21. Lead Shading.....	3666
■	22. Snow Shading.....	3750
■	23. Snow Shading.....	0184
■	24. Needles.....	5944
■	25. Needles.....	5833
■	26. Snow Shading.....	0010
■	27. Needles.....	0442
■	28. Seam Stitch/Match Fabric.....	0184






















Note: Some designs in this collection may have been created using unique special stitches and/or techniques. To preserve design integrity when rescaling or rotating designs in your software, always rescale or rotate designs using the handles directly on-screen.

80357-26 Tile 26 | 80357-26

Size Inches: Size mm: Stitch Count:

6.86 X 4.62 in. 174.24 X 117.35 mm 40192 St.



	1. Teal Fabric Placement Stitch.....	0184
	2. Cut Line and Tackdown.....	0184
	3. Purple Fabric Placement Stitch.....	0184
	4. Cut Line and Tackdown.....	0184
	5. Organza Placement Stitch.....	0184
	6. Cut Line and Tackdown.....	0184
	7. Frame Shading.....	0184
	8. Glass Shading.....	2640
	9. Glass Shading.....	4230
	10. Glass Shading.....	5613
	11. Glass Shading.....	4423
	12. Glass Shading.....	5326
	13. Lead Shading.....	4174
	14. Lead Shading.....	3666
	15. Snow Shading.....	3750
	16. Snow Shading.....	0184
	17. Snow Shading.....	0010
	18. Needles.....	5944
	19. Needles.....	5833
	20. Needles.....	0442
	21. Seam Stitch/Match Fabric.....	0184

Note: Some designs in this collection may have been created using unique special stitches and/or techniques. To preserve design integrity when rescaling or rotating designs in your software, always rescale or rotate designs using the handles directly on-screen.

80357-27 Tile 27 | 80357-27

Size Inches: Size mm: Stitch Count:

6.85 X 4.68 in. 173.99 X 118.87 mm 43238 St.



■	1. Teal Fabric Placement Stitch.....	5944
■	2. Cut Line and Tackdown.....	5944
■	3. Purple Fabric Placement Stitch.....	5944
■	4. Cut Line and Tackdown.....	5944
■	5. Organza Placement Stitch.....	5944
■	6. Cut Line and Tackdown.....	5944
■	7. Background Shading.....	5944
■	8. Background Shading.....	1543
■	9. Branch Shading.....	1375
■	10. Frame Shading.....	0184
■	11. Glass Shading.....	2640
■	12. Glass Shading.....	4230
■	13. Glass Shading.....	5613
■	14. Glass Shading.....	4423
■	15. Glass Shading.....	5326
■	16. Lead Shading.....	4174
■	17. Lead Shading.....	3666
■	18. Snow Shading.....	3750
■	19. Snow Shading.....	0184
■	20. Snow Shading.....	0010
■	21. Needles.....	5944
■	22. Needles.....	5833
■	23. Needles.....	0442
■	24. Seam Stitch/Match Fabric.....	0184










Note: Some designs in this collection may have been created using unique special stitches and/or techniques. To preserve design integrity when rescaling or rotating designs in your software, always rescale or rotate designs using the handles directly on-screen.

80357-28 Tile 28 | 80357-28

Size Inches: Size mm: Stitch Count:

6.83 X 4.64 in. 173.48 X 117.86 mm 49509 St.













	1. Background Shading.....	5944
	2. Snow Shading.....	3750
	3. Snow Shading.....	0184
	4. Snow Shading.....	0010
	5. Branch Shading.....	1375
	6. Needles.....	5944
	7. Needles.....	5833
	8. Needles.....	0442
	9. Seam Stitch/Match Fabric.....	0184

80357-29 Tile 29 | 80357-29

Size Inches: Size mm: Stitch Count:

6.85 X 4.59 in. 173.99 X 116.59 mm 24827 St.



	1. Brick Shading.....	0576
	2. Brick Shading.....	0873
	3. Brick Shading.....	1543
	4. Brick Shading.....	1061
	5. Snow Shading.....	3750
	6. Snow Shading.....	0184
	7. Snow Shading.....	0010
	8. Needles.....	5944
	9. Needles.....	5833
	10. Needles.....	0442
	11. Seam Stitch/Match Fabric.....	0184

Note: Some designs in this collection may have been created using unique special stitches and/or techniques. To preserve design integrity when rescaling or rotating designs in your software, always rescale or rotate designs using the handles directly on-screen.

80357-30 Tile 30 | 80357-30

Size Inches: Size mm: Stitch Count:

6.84 X 4.58 in. 173.74 X 116.33 mm 39709 St.



	1. Brick Shading.....	0576
	2. Brick Shading.....	0873
	3. Brick Shading.....	1543
	4. Brick Shading.....	1061
	5. Background Shading.....	5944
	6. Snow Shading.....	3750
	7. Snow Shading.....	0184
	8. Branch Shading.....	1375
	9. Branch Shading.....	0763
	10. Snow Shading.....	0010
	11. Needles.....	5944
	12. Needles.....	5833
	13. Needles.....	0442
	14. Seam Stitch/Match Fabric.....	0184

80357-31 Tile 31 | 80357-31

Size Inches: Size mm: Stitch Count:

6.86 X 4.60 in. 174.24 X 116.84 mm 38897 St.



	1. Brick Shading.....	0576
	2. Brick Shading.....	1543
	3. Brick Shading.....	1061
	4. Background Shading.....	5944
	5. Snow Shading.....	3750
	6. Snow Shading.....	0184
	7. Snow Shading.....	0010
	8. Branch Shading.....	1375
	9. Needles.....	5944
	10. Needles.....	5833
	11. Needles.....	0442
	12. Seam Stitch/Match Fabric.....	0184












Note: Some designs in this collection may have been created using unique special stitches and/or techniques. To preserve design integrity when rescaling or rotating designs in your software, always rescale or rotate designs using the handles directly on-screen.

80357-32 Tile 32 | 80357-32

Size Inches: Size mm: Stitch Count:

6.85 X 4.57 in. 173.99 X 116.08 mm 36967 St.



	1. Brick Shading.....	0576
	2. Brick Shading.....	1543
	3. Brick Shading.....	1061
	4. Background Shading.....	5944
	5. Snow Shading.....	3750
	6. Snow Shading.....	0184
	7. Snow Shading.....	0010
	8. Needles.....	5944
	9. Needles.....	5833
	10. Needles.....	0442
	11. Seam Stitch/Match Fabric.....	0184