




Note: Some designs in this collection may have been created using unique special stitches and/or techniques. To preserve design integrity when rescaling or rotating designs in your software, always rescale or rotate designs using the handles directly on-screen.

## OC03801 Front FSA | OC03801

Size Inches:                      Size mm:                      Stitch Count:

4.69 X 6.46 in. 119.13 X 164.08 mm 36,252 St.






	1.Placement Stitch.....	1902
	2.Cut Line and Tackdown.....	3600
	3.Lace.....	0015

## OC03802 Side FSA | OC03801

Size Inches:                      Size mm:                      Stitch Count:

5.31 X 4.27 in. 134.87 X 108.46 mm 38,130 St.



	1.Placement Stitch.....	1902
	2.Cut Line and Tackdown.....	3600
	3.Lace.....	0015

Note: Some designs in this collection may have been created using unique special stitches and/or techniques. To preserve design integrity when rescaling or rotating designs in your software, always rescale or rotate designs using the handles directly on-screen.

## OC03803 Rear FSA | OC03801

Size Inches:                      Size mm:                      Stitch Count:

4.69 X 6.46 in. 119.13 X 164.08 mm 34,162 St.




<span style="color: red;">■</span>	1.Placement Stitch.....	1902
<span style="color: blue;">■</span>	2.Cut Line and Tackdown.....	3600
<span style="border: 1px solid black; display: inline-block; width: 10px; height: 10px;"></span>	3.Lace.....	0015

## OC03804 Roof Left Side FSA | OC038

Size Inches:                      Size mm:                      Stitch Count:

3.79 X 5.84 in. 96.27 X 148.34 mm 28,028 St.




<span style="color: red;">■</span>	1.Top Placement Stitch.....	1902
<span style="color: blue;">■</span>	2.Cut Line and Tackdown.....	3600
<span style="color: red;">■</span>	3.Bottom Placement Stitch.....	1902
<span style="color: blue;">■</span>	4.Cut Line and Tackdown.....	3600
<span style="border: 1px solid black; display: inline-block; width: 10px; height: 10px;"></span>	5.Lace.....	0015

Note: Some designs in this collection may have been created using unique special stitches and/or techniques. To preserve design integrity when rescaling or rotating designs in your software, always rescale or rotate designs using the handles directly on-screen.

## OC03805 Roof Right Side FSA | OC0

Size Inches:                      Size mm:                      Stitch Count:

3.77 X 5.84 in. 95.76 X 148.34 mm 28,145 St.




<span style="color: red;">■</span>	1.Top Placement Stitch.....	1902
<span style="color: blue;">■</span>	2.Cut Line and Tackdown.....	3600
<span style="color: red;">■</span>	3.Bottom Placement Stitch.....	1902
<span style="color: blue;">■</span>	4.Cut Line and Tackdown.....	3600
<span style="border: 1px solid black; display: inline-block; width: 10px; height: 10px;"></span>	5.Lace.....	0015

## OC03806 Steeple FSA | OC03801

Size Inches:                      Size mm:                      Stitch Count:

3.99 X 6.95 in. 101.35 X 176.53 mm 35,169 St.



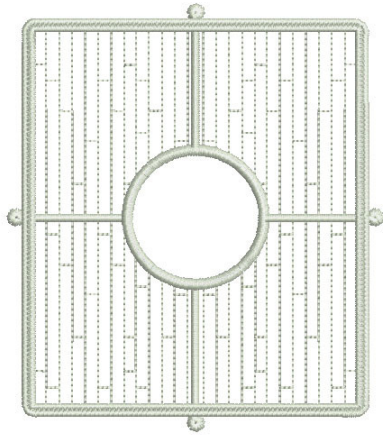
<span style="color: red;">■</span>	1.Left Placement Stitch.....	1902
<span style="color: blue;">■</span>	2.Cut Line and Tackdown.....	3600
<span style="border: 1px solid black; display: inline-block; width: 10px; height: 10px;"></span>	3.Lace.....	0015
<span style="color: red;">■</span>	4.Right Placement Stitch.....	1902
<span style="color: blue;">■</span>	5.Cut Line and Tackdown.....	3600
<span style="border: 1px solid black; display: inline-block; width: 10px; height: 10px;"></span>	6.Lace.....	0015
<span style="color: red;">■</span>	7.Center Placement Stitch.....	1902
<span style="color: blue;">■</span>	8.Cut Line and Tackdown.....	3600
<span style="border: 1px solid black; display: inline-block; width: 10px; height: 10px;"></span>	9.Lace.....	0015

Note: Some designs in this collection may have been created using unique special stitches and/or techniques. To preserve design integrity when rescaling or rotating designs in your software, always rescale or rotate designs using the handles directly on-screen.

## OC03807 Bottom Base FSA | OC03801

Size Inches:                      Size mm:                      Stitch Count:

4.68 X 5.41 in. 118.87 X 137.41 mm 13,416 St.



■	1.Placement Stitch.....	0020
■	2.Cut Line and Tackdown.....	4174
■	3.Lace.....	0020