









Note: Some designs in this collection may have been created using unique special stitches and/or techniques. To preserve design integrity when rescaling or rotating designs in your software, always rescale or rotate designs using the handles directly on-screen.



## 51330-01 Thimble the Elf Arms

Size Inches:                      Size mm:                      Stitch Count:

8.37 X 4.51 in. 212.60 X 114.55 mm 4215 St.








	1. Peach Fabric Placement Stitch.....	0532
	2. Tackdown.....	0532
	3. Red Fabric Placement Stitch.....	1904
	4. Tackdown and Elbow Marks.....	1904
	5. Gold Vinyl Placement Stitch.....	0532
	6. Cut Line and Tackdown.....	0532
	7. Cuff Cover Stitches.....	0532
	8. Seam.....	1904

## 51330-02 Thimble the Elf Leg 1

Size Inches:                      Size mm:                      Stitch Count:

10.13 X 3.50 in. 257.30 X 88.90 mm 8392 St.



	1. Red Fabric Placement Stitch.....	1904
	2. Tackdown and Knee Marks.....	1904
	3. Gold Vinyl Placement Stitch.....	0532
	4. Cut Line and Tackdown.....	0532
	5. Boot Cuff Cover Stitch.....	0532
	6. Leg Stripes.....	5400
	7. Seam.....	1904

Note: Some designs in this collection may have been created using unique special stitches and/or techniques. To preserve design integrity when rescaling or rotating designs in your software, always rescale or rotate designs using the handles directly on-screen.



## 51330-03 Thimble the Elf Leg 2

Size Inches:                      Size mm:                      Stitch Count:  
 10.13 X 3.50 in. 257.30 X 88.90 mm 8502 St.

- 1.Red Fabric Placement Stitch..... 1904
- 2.Tackdown and Knee Marks..... 1904
- 3.Gold Vinyl Placement Stitch..... 0532
- 4.Cut Line and Tackdown..... 0532
- 5.Boot Cuff Cover Stitch..... 0532
- 6.Leg Stripes..... 5400
- 7.Seam..... 1904

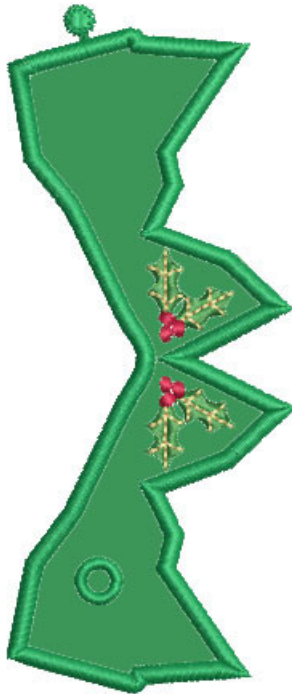
## 51330-04 Thimble the Elf Ears

Size Inches:                      Size mm:                      Stitch Count:  
 1.81 X 3.17 in. 45.97 X 80.52 mm 2025 St.

- 1.Peach Felt Placement Stitch..... 1060
- 2.Cut Line and Tackdown..... 1060
- 3.Cover Stitch..... 1060









Note: Some designs in this collection may have been created using unique special stitches and/or techniques. To preserve design integrity when rescaling or rotating designs in your software, always rescale or rotate designs using the handles directly on-screen.



## 51330-05 Thimble the Elf Collar

Size Inches:                      Size mm:                      Stitch Count:


5.05 X 2.10 in. 128.27 X 53.34 mm 4985 St.














	1.Green Felt Placement Stitch.....	5400
	2.Cut Line and Tackdown.....	5400
	3.Cover Stitch and Lace.....	5400
	4.Holly.....	5722
	5.Holly Detail.....	7014
	6.Berries.....	1904

## 51330-06 Thimble the Elf Head


Size Inches:                      Size mm:                      Stitch Count:

5.66 X 4.76 in. 143.76 X 120.90 mm 3650 St.



	1.Peach Fabric Placement Stitch.....	1060
	2.Peach Fabric Tackdown and Neck Mark..	1060
	3.Yellow Felt Placement Stitch.....	1060
	4.Cut Line and Tackdown.....	1060
	5.Cheeks.....	2250
	6.Eyelashes.....	0020
	7.Eyes.....	3732
	8.Eye Highlights.....	0015
	9.Hairline.....	0800
	10.Lips.....	2152
	11.Nose and Eyebrows.....	1060
	12.Ear Placement Guides.....	1060
	13.Seam.....	1060

Note: Some designs in this collection may have been created using unique special stitches and/or techniques. To preserve design integrity when rescaling or rotating designs in your software, always rescale or rotate designs using the handles directly on-screen.



## 51330-07 Thimble the Elf Belt & Sk

Size Inches:                      Size mm:                      Stitch Count:

10.15 X 2.74 in. 257.81 X 69.60 mm 9095 St.

<span style="display:inline-block; width:15px; height:15px; background-color:red; border:1px solid black;"></span>	1.Red Felt Placement Stitch.....	1904
<span style="display:inline-block; width:15px; height:15px; background-color:red; border:1px solid black;"></span>	2.Pleat Fold 1.....	1904
<span style="display:inline-block; width:15px; height:15px; background-color:red; border:1px solid black;"></span>	3.Pleat Tackdown 1.....	1904
<span style="display:inline-block; width:15px; height:15px; background-color:red; border:1px solid black;"></span>	4.Pleat Fold 2.....	1904
<span style="display:inline-block; width:15px; height:15px; background-color:red; border:1px solid black;"></span>	5.Pleat Tackdown 2.....	1904
<span style="display:inline-block; width:15px; height:15px; background-color:red; border:1px solid black;"></span>	6.Pleat Fold 3.....	1904
<span style="display:inline-block; width:15px; height:15px; background-color:red; border:1px solid black;"></span>	7.Pleat Tackdown 3.....	1904
<span style="display:inline-block; width:15px; height:15px; background-color:red; border:1px solid black;"></span>	8.Pleat Fold 4.....	1904
<span style="display:inline-block; width:15px; height:15px; background-color:red; border:1px solid black;"></span>	9.Pleat Tackdown 4.....	1904
<span style="display:inline-block; width:15px; height:15px; background-color:red; border:1px solid black;"></span>	10.Pleat Fold 5.....	1904
<span style="display:inline-block; width:15px; height:15px; background-color:red; border:1px solid black;"></span>	11.Pleat Tackdown 5.....	1904
<span style="display:inline-block; width:15px; height:15px; background-color:red; border:1px solid black;"></span>	12.Skirt Tackdown.....	1904
<span style="display:inline-block; width:15px; height:15px; background-color:red; border:1px solid black;"></span>	13.Red Felt Placement Stitch.....	1904
<span style="display:inline-block; width:15px; height:15px; background-color:red; border:1px solid black;"></span>	14.Red Felt Tackdown.....	1904
<span style="display:inline-block; width:15px; height:15px; background-color:gold; border:1px solid black;"></span>	15.Gold Vinyl Placement Stitch.....	0532
<span style="display:inline-block; width:15px; height:15px; background-color:gold; border:1px solid black;"></span>	16.Cut Line and Tackdown.....	0532
<span style="display:inline-block; width:15px; height:15px; background-color:gold; border:1px solid black;"></span>	17.Black Vinyl Placement Stitch.....	0532
<span style="display:inline-block; width:15px; height:15px; background-color:gold; border:1px solid black;"></span>	18.Cut Line and Tackdown.....	0532
<span style="display:inline-block; width:15px; height:15px; border:1px solid black;"></span>	19.Belt Detail.....	0015
<span style="display:inline-block; width:15px; height:15px; background-color:red; border:1px solid black;"></span>	20.Belt Detail.....	1904
<span style="display:inline-block; width:15px; height:15px; background-color:gold; border:1px solid black;"></span>	21.Belt Cover Stitch.....	0532
<span style="display:inline-block; width:15px; height:15px; background-color:green; border:1px solid black;"></span>	22.Holly.....	5400
<span style="display:inline-block; width:15px; height:15px; background-color:gold; border:1px solid black;"></span>	23.Holly Detail.....	7014
<span style="display:inline-block; width:15px; height:15px; background-color:red; border:1px solid black;"></span>	24.Berries.....	1904

Note: Some designs in this collection may have been created using unique special stitches and/or techniques. To preserve design integrity when rescaling or rotating designs in your software, always rescale or rotate designs using the handles directly on-screen.



## 51330-08 Thimble the Elf Hair

Size Inches:                      Size mm:                      Stitch Count:

5.44 X 2.41 in. 138.18 X 61.21 mm 11350 St.

- 1.Felt Front/Back Placement Stitch.....0800
- 2.Tackdown.....0800
- 3.Braids.....0800

## 51330-09 Thimble the Elf Hat

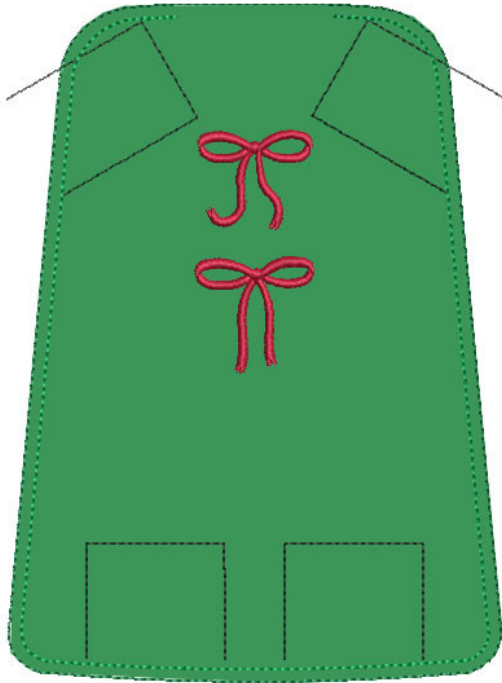
Size Inches:                      Size mm:                      Stitch Count:

4.34 X 4.21 in. 110.24 X 106.93 mm 8479 St.

- 1.Front Felt Placement Stitch.....1904
- 2.Front Felt Tackdown.....1904
- 3.Gold Vinyl Placement Stitch.....1904
- 4.Cut Line and Tackdown.....1904
- 5.Hat Detail and Cover Stitch.....1904
- 6.Poinsettia.....1904
- 7.Poinsettia Detail.....0532
- 8.Braid Placement Lines.....0800
- 9.Braid Tackdowns.....0800
- 10.Seam.....1904








Note: Some designs in this collection may have been created using unique special stitches and/or techniques. To preserve design integrity when rescaling or rotating designs in your software, always rescale or rotate designs using the handles directly on-screen.



## 51330-10 Thimble the Elf Body

Size Inches:                      Size mm:                      Stitch Count:

6.15 X 4.49 in. 156.21 X 114.05 mm 3388 St.

	1.Limbs Placement Guide.....	5400
	2.Limbs Tackdown and Front Felt .....	5400
	3.Front Felt Tackdown.....	5400
	4.Bows.....	1904
	5.Back Felt Tackdown and Neck Opening..	5400