

Note: Some designs in this collection may have been created using unique special stitches and/or techniques. To preserve design integrity when rescaling or rotating designs in your software, always rescale or rotate designs using the handles directly on-screen.




## 51302-01 Pumpkin Mug Rug 1

Size Inches:                      Size mm:                      Stitch Count:

7.18 X 5.95 in. 182.37 X 151.13 mm 6663 St.

	1.Design and Back Placement Guide.....	0660
	2.Fabric 1 Placement Stitch.....	0660
	3.Fabric 1 Cut Line and Tackdown.....	0660
	4.Fabric 2 Placement Stitch.....	0660
	5.Fabric 2 Fold Stitch.....	0660
	6.Fabric 3 Placement Stitch.....	0660
	7.Fabric 3 Fold Stitch.....	0660
	8.Fabric 4 Placement Stitch.....	0660
	9.Fabric 4 Fold Stitch.....	0660
	10.Design Tackdown.....	0660
	11.Cream Detail.....	0660
	12.Dark Orange Detail.....	1114
	13.Light Orange Detail.....	1010
	14.Stem Placement Guide.....	1010
	15.Seam .....	1010



## 51302-02 Pumpkin Mug Rug 2

Size Inches:                      Size mm:                      Stitch Count:

7.18 X 6.02 in. 182.37 X 152.91 mm 4747 St.

	1.Design and Back Placement Guide.....	1114
	2.Fabric 1 Placement Stitch.....	1114
	3.Fabric 1 Cut Line and Tackdown.....	1114
	4.Fabric 2 Placement Stitch.....	1114
	5.Fabric 2 Fold Stitch.....	1114
	6.Fabric 3 Placement Stitch.....	1114
	7.Fabric 3 Fold Stitch.....	1114
	8.Fabric 4 Placement Stitch.....	1114
	9.Fabric 4 Fold Stitch.....	1114
	10.Design Tackdown.....	1114
	11.Dark Orange Detail.....	1114
	12.Light Orange Detail.....	1010
	13.Stem Placement Guide.....	1010
	14.Seam .....	1010






Note: Some designs in this collection may have been created using unique special stitches and/or techniques. To preserve design integrity when rescaling or rotating designs in your software, always rescale or rotate designs using the handles directly on-screen.

## 51302-03 Pumpkin Mug Rug 3

Size Inches:                      Size mm:                      Stitch Count:

7.18 X 5.95 in. 182.37 X 151.13 mm 4578 St.















	1.Design and Back Placement Guide.....	0660
	2.Design Tackdown.....	0660
	3.Cream Detail.....	0660
	4.Stem Placement Guide.....	1010
	5.Seam .....	1010

## 51302-04 Pumpkin Mug Rug 4

Size Inches:                      Size mm:                      Stitch Count:

7.18 X 5.95 in. 182.37 X 151.13 mm 8354 St.



	1.Design and Back Placement Guide.....	1114
	2.Fabric 1 Placement Stitch.....	1114
	3.Fabric 1 Cut Line and Tackdown.....	1114
	4.Fabric 2 Placement Stitch.....	1114
	5.Fabric 2 Fold Stitch.....	1114
	6.Fabric 3 Placement Stitch.....	1114
	7.Fabric 3 Fold Stitch.....	1114
	8.Design Tackdown.....	1114
	9.Dark Orange Detail.....	1114
	10.Light Orange Detail.....	1010
	11.Stem Placement Guide.....	1010
	12.Seam .....	1010






















Note: Some designs in this collection may have been created using unique special stitches and/or techniques. To preserve design integrity when rescaling or rotating designs in your software, always rescale or rotate designs using the handles directly on-screen.



## 51302-05 Jack O Lantern Mug Rug Ap

Size Inches:                      Size mm:                      Stitch Count:

7.18 X 5.95 in. 182.37 X 151.13 mm 13826 St.

	1.Design and Back Placement Guide.....	0660
	2.Fabric 1 Placement Stitch.....	0660
	3.Fabric 1 Cut Line and Tackdown.....	0660
	4.Fabric 2 Placement Stitch.....	0660
	5.Fabric 2 Fold Stitch.....	0660
	6.Fabric 3 Placement Stitch.....	0660
	7.Fabric 3 Fold Stitch.....	0660
	8.Fabric 4 Placement Stitch.....	0660
	9.Fabric 4 Fold Stitch.....	0660
	10.Design Tackdown .....	0660
	11.Purple Fabric Placement Stitch.....	0660
	12.Cut Line and Tackdown.....	0660
	13.Cream Detail.....	0660
	14.Dark Orange Detail.....	1114
	15.Light Orange Detail.....	1010
	16.Purple Cover Stitch.....	2920
	17.Light Purple Detail.....	3150
	18.Stem Placement Guide.....	1010
	19.Seam .....	1010



















Note: Some designs in this collection may have been created using unique special stitches and/or techniques. To preserve design integrity when rescaling or rotating designs in your software, always rescale or rotate designs using the handles directly on-screen.

## 51302-06 Jack O Lantern Mug Rug A

Size Inches:                      Size mm:                      Stitch Count:

7.18 X 6.02 in. 182.37 X 152.91 mm 10856 St.



	1.Design and Back Placement Guide.....	1114
	2.Fabric 1 Placement Stitch.....	1114
	3.Fabric 1 Cut Line and Tackdown.....	1114
	4.Fabric 2 Placement Stitch.....	1114
	5.Fabric 2 Fold Stitch.....	1114
	6.Fabric 3 Placement Stitch.....	1114
	7.Fabric 3 Fold Stitch.....	1114
	8.Fabric 4 Placement Stitch.....	1114
	9.Fabric 4 Fold Stitch.....	1114
	10.Design Tackdown.....	1114
	11.Purple Fabric Placement Stitch.....	1114
	12.Cut Line and Tackdown.....	1114
	13.Dark Orange Detail.....	1114
	14.Light Orange Detail.....	1010
	15.Purple Cover Stitch.....	2920
	16.Light Purple Detail.....	3150
	17.Stem Placement Guide.....	1010
	18.Seam .....	1010










Note: Some designs in this collection may have been created using unique special stitches and/or techniques. To preserve design integrity when rescaling or rotating designs in your software, always rescale or rotate designs using the handles directly on-screen.



## 51302-07 Jack O Lantern Mug Rug Ap

Size Inches:                      Size mm:                      Stitch Count:

7.18 X 5.95 in. 182.37 X 151.13 mm 12812 St.








	1.Design and Back Placement Guide.....	0660
	2.Design Tackdown.....	0660
	3.Purple Fabric Placement Stitch.....	0660
	4.Cut Line and Tackdown.....	1010
	5.Cream Detail.....	0660
	6.Purple Cover Stitch.....	2920
	7.Light Purple Detail.....	3150
	8.Stem Placement Guide.....	1010
	9.Seam.....	1010



## 51302-08 Jack O Lantern Mug Rug Ap

Size Inches:                      Size mm:                      Stitch Count:

7.18 X 5.95 in. 182.37 X 151.13 mm 15250 St.

	1.Design and Back Placement Guide.....	1114
	2.Fabric 1 Placement Stitch.....	1114
	3.Fabric 1 Cut Line and Tackdown.....	1114
	4.Fabric 2 Placement Stitch.....	1114
	5.Fabric 2 Fold Stitch.....	1114
	6.Fabric 3 Placement Stitch.....	1114
	7.Fabric 3 Fold Stitch.....	1114
	8.Design Tackdown.....	1114
	9.Purple Fabric Placement Stitch.....	1114
	10.Cut Line and Tackdown.....	1114
	11.Dark Orange Detail.....	1114
	12.Light Orange Detail.....	1010
	13.Purple Cover Stitch.....	2920
	14.Light Purple Detail.....	3150
	15.Stem Placement Guide.....	1010
	16.Seam .....	1010