


Note: Some designs in this collection may have been created using unique special stitches and/or techniques. To preserve design integrity when rescaling or rotating designs in your software, always rescale or rotate designs using the handles directly on-screen.

51301-01 Glamour Frames Case Front

Size Inches: Size mm: Stitch Count:

8.35 X 4.43 in. 212.09 X 112.52 mm 16576 St.




<input type="checkbox"/>	1.Fabric Placement Stitch.....	0010
<input type="checkbox"/>	2.Cut Line and Tackdown.....	0010
<input type="checkbox"/>	3.Grid Detail/ Match Fabric.....	0010
<input type="checkbox"/>	4.Black Fabric Placement Stitch.....	2550
<input type="checkbox"/>	5.Cut Line and Tackdown.....	2550
<input type="checkbox"/>	6.Frame.....	2550
<input type="checkbox"/>	7.Dots.....	0010
<input type="checkbox"/>	8.Back Placement Guide.....	0010
<input type="checkbox"/>	9.Back Tackdown.....	0010
<input type="checkbox"/>	10.Seam Stitch/ Match Fabric.....	0010

51301-02 Glamour Frames Case Back

Size Inches: Size mm: Stitch Count:

8.55 X 4.26 in. 217.17 X 108.20 mm 4008 St.




<input type="checkbox"/>	1.Fabric Placement Stitch.....	0010
<input type="checkbox"/>	2.Cut Line and Tackdown.....	0010
<input type="checkbox"/>	3.Design Detail/ Match Fabric.....	0010
<input type="checkbox"/>	4.Fold Stitch.....	0010

Note: Some designs in this collection may have been created using unique special stitches and/or techniques. To preserve design integrity when rescaling or rotating designs in your software, always rescale or rotate designs using the handles directly on-screen.

51301-03 Heart Frames Case Front

Size Inches: Size mm: Stitch Count:

8.35 X 4.55 in. 212.09 X 115.57 mm 14249 St.




<input type="checkbox"/>	1.Fabric Placement Stitch.....	0010
<input type="checkbox"/>	2.Cut Line and Tackdown.....	0010
<input type="checkbox"/>	3.Grid Detail/ Match Fabric.....	0010
<input checked="" type="checkbox"/>	4.Gray Fabric Placement Stitch.....	1904
<input checked="" type="checkbox"/>	5.Cut Line and Tackdown.....	1904
<input checked="" type="checkbox"/>	6.Frames.....	1904
<input type="checkbox"/>	7.Back Placement Guide.....	0010
<input type="checkbox"/>	8.Back Tackdown.....	0010
<input type="checkbox"/>	9.Seam Stitch/ Match Fabric.....	0010

51301-04 Heart Frames Case Back

Size Inches: Size mm: Stitch Count:

8.55 X 4.26 in. 217.17 X 108.20 mm 4008 St.



<input type="checkbox"/>	1.Fabric Placement Stitch.....	0010
<input type="checkbox"/>	2.Cut Line and Tackdown.....	0010
<input type="checkbox"/>	3.Design Detail/ Match Fabric.....	0010
<input type="checkbox"/>	4.Fold Stitch.....	0010

Note: Some designs in this collection may have been created using unique special stitches and/or techniques. To preserve design integrity when rescaling or rotating designs in your software, always rescale or rotate designs using the handles directly on-screen.

51301-05 You Are Spec-tacular Case

Size Inches: Size mm: Stitch Count:

8.35 X 4.65 in. 212.09 X 118.11 mm 19285 St.




<input type="checkbox"/>	1.Fabric Placement Stitch.....	0010
<input type="checkbox"/>	2.Cut Line and Tackdown.....	0010
<input type="checkbox"/>	3.Grid Detail/ Match Fabric.....	0010
<input checked="" type="checkbox"/>	4.Frames.....	5010
<input checked="" type="checkbox"/>	5.Frames Outlines.....	4625
<input checked="" type="checkbox"/>	6.Orange Words.....	1310
<input type="checkbox"/>	7.White Words and Detail.....	0010
<input type="checkbox"/>	8.Back Placement Guide.....	0010
<input type="checkbox"/>	9.Back Tackdown.....	0010
<input type="checkbox"/>	10.Seam Stitch/ Match Fabric.....	0010

51301-06 You Are Spec-tacular Case

Size Inches: Size mm: Stitch Count:

8.55 X 4.26 in. 217.17 X 108.20 mm 4008 St.



<input type="checkbox"/>	1.Fabric Placement Stitch.....	0010
<input type="checkbox"/>	2.Cut Line and Tackdown.....	0010
<input type="checkbox"/>	3.Design Detail/ Match Fabric.....	0010
<input type="checkbox"/>	4.Fold Stitch.....	0010

Note: Some designs in this collection may have been created using unique special stitches and/or techniques. To preserve design integrity when rescaling or rotating designs in your software, always rescale or rotate designs using the handles directly on-screen.

51301-07 I Have Specs Appeal Case

Size Inches: Size mm: Stitch Count:

8.35 X 4.49 in. 212.09 X 114.05 mm 14376 St.



- 1.Fabric Placement Stitch.....0010
- 2.Cut Line and Tackdown.....0010
- 3.Grid Detail/ Match Fabric.....0010
- 4.Frames and Word.....2508
- 5.White Words and Details.....0010
- 6.Back Placement Guide.....0010
- 7.Back Tackdown.....0010
- 8.Seam Stitch/ Match Fabric.....0010

51301-08 I Have Specs Appeal Case

Size Inches: Size mm: Stitch Count:

8.55 X 4.26 in. 217.17 X 108.20 mm 4008 St.



- 1.Fabric Placement Stitch.....0010
- 2.Cut Line and Tackdown.....0010
- 3.Design Detail/ Match Fabric.....0010
- 4.Fold Stitch.....0010

Note: Some designs in this collection may have been created using unique special stitches and/or techniques. To preserve design integrity when rescaling or rotating designs in your software, always rescale or rotate designs using the handles directly on-screen.

51301-09 I Was Framed Case Front

Size Inches: Size mm: Stitch Count:

8.35 X 4.40 in. 212.09 X 111.76 mm 13048 St.




<input type="checkbox"/>	1.Fabric Placement Stitch.....	0010
<input type="checkbox"/>	2.Cut Line and Tackdown.....	0010
<input type="checkbox"/>	3.Grid Detail/ Match Fabric.....	0010
<input type="checkbox"/>	4.White Fabric Placement Stitch.....	2905
<input type="checkbox"/>	5.Cut Line and Tackdown.....	2905
<input type="checkbox"/>	6.Frames and Word.....	2905
<input type="checkbox"/>	7.Blue Words.....	3906
<input type="checkbox"/>	8.Back Placement Guide.....	0010
<input type="checkbox"/>	9.Back Tackdown.....	0010
<input type="checkbox"/>	10.Seam Stitch/ Match Fabric.....	0010

51301-10 I Was Framed Case Back

Size Inches: Size mm: Stitch Count:

8.55 X 4.26 in. 217.17 X 108.20 mm 4008 St.




<input type="checkbox"/>	1.Fabric Placement Stitch.....	0010
<input type="checkbox"/>	2.Cut Line and Tackdown.....	0010
<input type="checkbox"/>	3.Design Detail/ Match Fabric.....	0010
<input type="checkbox"/>	4.Fold Stitch.....	0010

Note: Some designs in this collection may have been created using unique special stitches and/or techniques. To preserve design integrity when rescaling or rotating designs in your software, always rescale or rotate designs using the handles directly on-screen.

51301-11 Neon Shades Case Front

Size Inches: Size mm: Stitch Count:

8.35 X 4.38 in. 212.09 X 111.25 mm 22351 St.



	1.Fabric Placement Stitch.....	0010
	2.Cut Line and Tackdown.....	0010
	3.Grid Detail/ Match Fabric.....	0010
	4.Purple Background	2920
	5.Frame Shadow.....	0020
	6.Light Purple Detail.....	2910
	7.Yellow Detail.....	0600
	8.Orange Detail.....	1102
	9.Red Detail.....	1800
	10.Hot Pink Detail.....	2508
	11.Blue Detail.....	4103
	12.White Detail.....	0010
	13.Back Placement Guide.....	0010
	14.Back Tackdown.....	0010
	15.Seam Stitch/ Match Fabric.....	0010

51301-12 Neon Shades Case Back

Size Inches: Size mm: Stitch Count:

8.55 X 4.26 in. 217.17 X 108.20 mm 4008 St.



	1.Fabric Placement Stitch.....	0010
	2.Cut Line and Tackdown.....	0010
	3.Design Detail/ Match Fabric.....	0010
	4.Fold Stitch.....	0010