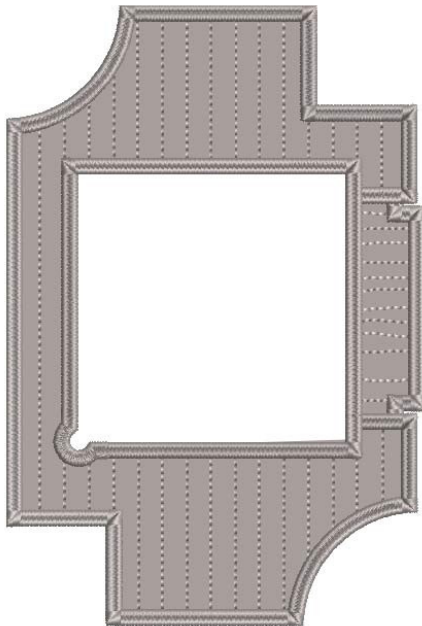


Note: Some designs in this collection may have been created using unique special stitches and/or techniques. To preserve design integrity when rescaling or rotating designs in your software, always rescale or rotate designs using the handles directly on-screen.

## 51292-01 Floor FSA | 51292-01

Size Inches:                      Size mm:                      Stitch Count:

6.29 X 4.24 in. 159.77 X 107.70 mm 12619 St.

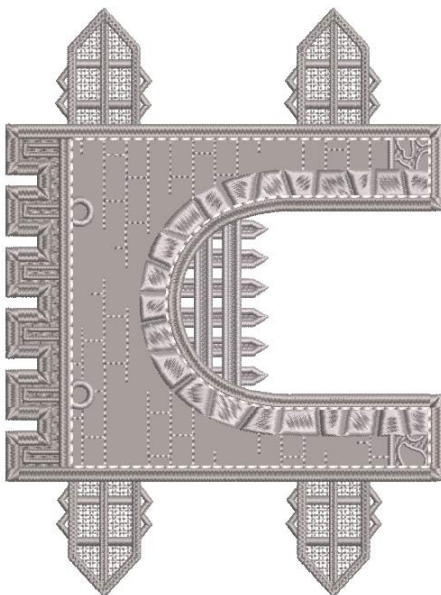


- 1. Dark Gray Fabric Placement Stitch.....0131
- 2. Cut Line and Tackdown.....0131
- 3. Light Gray Detail.....0131
- 4. Cover Stitch.....0108

## 51292-02 Front Wall FSA | 51292-02

Size Inches:                      Size mm:                      Stitch Count:

6.82 X 5.07 in. 173.23 X 128.78 mm 33356 St.



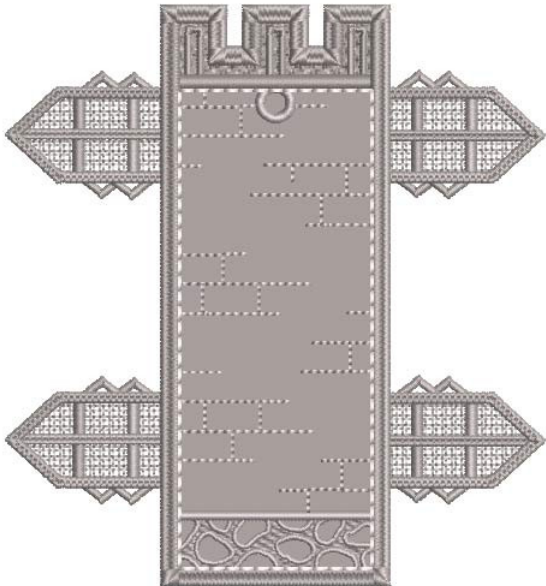
- 1. Light Gray Fabric Placement Stitch.....0108
- 2. Cut Line and Tackdown.....0108
- 3. Dark Gray Detail.....0108
- 4. Light Gray Detail.....0131
- 5. Cover Stitch and Lace.....0108
- 6. White Detail.....0017

Note: Some designs in this collection may have been created using unique special stitches and/or techniques. To preserve design integrity when rescaling or rotating designs in your software, always rescale or rotate designs using the handles directly on-screen.

## 51292-03 Side Wall FSA | 51292-03

Size Inches:                      Size mm:                      Stitch Count:

5.06 X 4.70 in. 128.52 X 119.38 mm 20819 St.

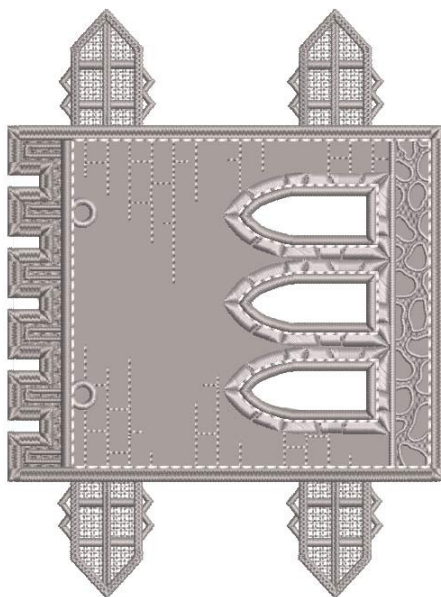


- 1. Light Gray Fabric Placement Stitch.....0108
- 2. Cut Line and Tackdown.....0108
- 3. Dark Gray Detail.....0108
- 4. Light Gray Detail.....0131
- 5. Cover Stitch and Lace.....0108
- 6. White Detail.....0017

## 51292-04 Back Wall FSA | 51292-04

Size Inches:                      Size mm:                      Stitch Count:

6.83 X 5.06 in. 173.48 X 128.52 mm 33423 St.



- 1. Light Gray Fabric Placement Stitch.....0108
- 2. Cut Line and Tackdown.....0108
- 3. Dark Gray Detail.....0108
- 4. Light Gray Detail.....0131
- 5. Cover Stitch and Lace.....0108
- 6. White Detail.....0017

Note: Some designs in this collection may have been created using unique special stitches and/or techniques. To preserve design integrity when rescaling or rotating designs in your software, always rescale or rotate designs using the handles directly on-screen.

## 51292-05 Drawbridge Door FSA

Size Inches:                      Size mm:                      Stitch Count:

3.38 X 2.81 in.    85.85 X 71.37 mm    5093 St.




- 1.Dark Front/Light Back Fabric .....0131
- 2.Cut Line and Tackdown.....0131
- 3.Light Gray Detail.....0131
- 4.Cover Stitch.....0108

## 51292-06 Tower 1 Part 1 FSA

Size Inches:                      Size mm:                      Stitch Count:

7.69 X 2.95 in.    195.33 X 74.93 mm    21943 St.




- 1.Light Front/Dark Back Fabric .....0108
- 2.Cut Line and Tackdown.....0108
- 3.Dark Gray Detail.....0108
- 4.Light Gray Detail.....0131
- 5.Cover Stitch and Lace.....0108
- 6.White Detail.....0017

Note: Some designs in this collection may have been created using unique special stitches and/or techniques. To preserve design integrity when rescaling or rotating designs in your software, always rescale or rotate designs using the handles directly on-screen.

## 51292-07 Tower 1 Part 2 FSA

Size Inches:                      Size mm:                      Stitch Count:

7.69 X 3.45 in. 195.33 X 87.63 mm 15057 St.




- 1. Light Front/Dark Back Fabric .....0131
- 2. Cut Line and Tackdown.....0131
- 3. Light Gray Detail.....0131
- 4. Cover Stitch and Lace.....0108
- 5. White Detail.....0017

## 51292-08 Tower 2 Part 1 FSA

Size Inches:                      Size mm:                      Stitch Count:

6.02 X 4.28 in. 152.91 X 108.71 mm 25104 St.




- 1. Light Front/Dark Back Fabric .....0108
- 2. Cut Line and Tackdown.....0108
- 3. Dark Gray Detail.....0108
- 4. Light Gray Detail.....0131
- 5. Cover Stitch and Lace.....0108
- 6. White Detail.....0017

Note: Some designs in this collection may have been created using unique special stitches and/or techniques. To preserve design integrity when rescaling or rotating designs in your software, always rescale or rotate designs using the handles directly on-screen.

## 51292-09 Tower 2 Part 2 FSA

Size Inches:                      Size mm:                      Stitch Count:

6.02 X 4.35 in. 152.91 X 110.49 mm 30180 St.




- 1.Light Front/Dark Back Fabric .....0108
- 2.Cut Line and Tackdown.....0108
- 3.Dark Gray Detail.....0108
- 4.Light Gray Detail.....0131
- 5.Cover Stitch and Lace.....0108
- 6.White Detail.....0017

## 51292-10 Tower 3 Part 1 FSA

Size Inches:                      Size mm:                      Stitch Count:

7.69 X 2.95 in. 195.33 X 74.93 mm 21954 St.



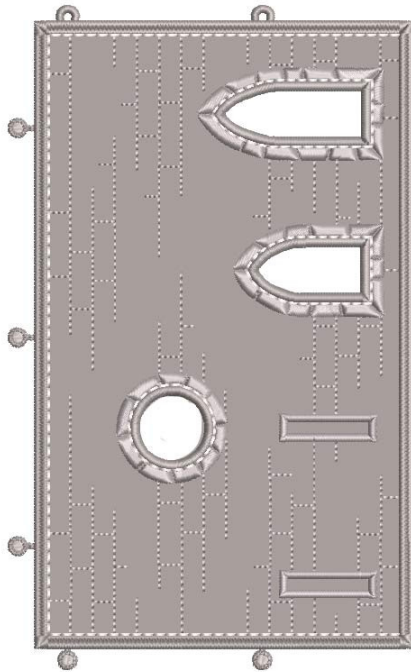
- 1.Light Front/Dark Back Fabric .....0108
- 2.Cut Line and Tackdown.....0108
- 3.Dark Gray Detail.....0108
- 4.Light Gray Detail.....0131
- 5.Cover Stitch and Lace.....0108
- 6.White Detail.....0017

Note: Some designs in this collection may have been created using unique special stitches and/or techniques. To preserve design integrity when rescaling or rotating designs in your software, always rescale or rotate designs using the handles directly on-screen.

## 51292-11 Tower 3 Part 2 FSA

Size Inches:                      Size mm:                      Stitch Count:

7.69 X 4.69 in. 195.33 X 119.13 mm 19006 St.

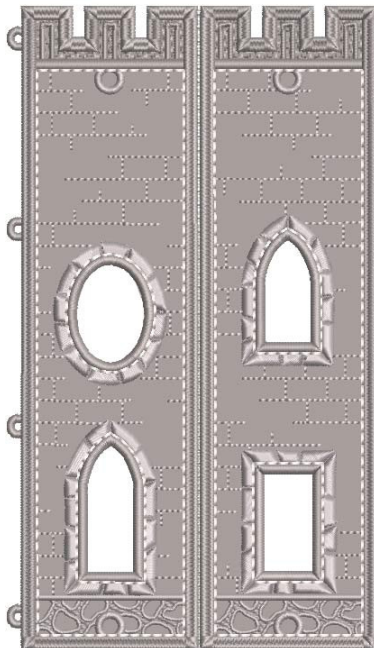


- 1.Light Front/Dark Back Fabric .....0131
- 2.Cut Line and Tackdown.....0131
- 3.Light Gray Detail.....0131
- 4.Cover Stitch and Lace.....0108
- 5.White Detail.....0017

## 51292-12 Tower 4 Part 1 FSA

Size Inches:                      Size mm:                      Stitch Count:

7.45 X 4.28 in. 189.23 X 108.71 mm 34156 St.




- 1.Light Front/Dark Back Fabric .....0108
- 2.Cut Line and Tackdown.....0108
- 3.Dark Gray Detail.....0108
- 4.Light Gray Detail.....0131
- 5.Cover Stitch and Lace.....0108
- 6.White Detail.....0017

Note: Some designs in this collection may have been created using unique special stitches and/or techniques. To preserve design integrity when rescaling or rotating designs in your software, always rescale or rotate designs using the handles directly on-screen.

## 51292-13 Tower 4 Part 2 FSA

Size Inches:                      Size mm:                      Stitch Count:

7.45 X 4.36 in. 189.23 X 110.74 mm 28332 St.




- 1. Light Front/Dark Back Fabric .....0108
- 2. Cut Line and Tackdown.....0108
- 3. Dark Gray Detail.....0108
- 4. Light Gray Detail.....0131
- 5. Cover Stitch and Lace.....0108
- 6. White Detail.....0017

## 51292-14 Center Tower Part 1 FSA

Size Inches:                      Size mm:                      Stitch Count:

6.69 X 2.89 in. 169.93 X 73.41 mm 11742 St.




- 1. Light Gray Fabric Placement Stitch.....0131
- 2. Cut Line and Tackdown.....0131
- 3. Light Gray Detail.....0131
- 4. Cover Stitch and Lace.....0108
- 5. White Detail.....0017

Note: Some designs in this collection may have been created using unique special stitches and/or techniques. To preserve design integrity when rescaling or rotating designs in your software, always rescale or rotate designs using the handles directly on-screen.

## 51292-15 Center Tower Part 2 FSA

Size Inches:                      Size mm:                      Stitch Count:

6.69 X 2.71 in. 169.93 X 68.83 mm 18593 St.




- 1.Light Gray Fabric Placement Stitch.....0131
- 2.Cut Line and Tackdown.....0131
- 3.Dark Gray Fabric Placement Stitch.....0131
- 4.Cut Line and Tackdown.....0131
- 5.Light Gray Detail.....0131
- 6.Cover Stitch and Lace.....0108
- 7.White Detail.....0017

## 51292-16 Center Tower Part 3 FSA

Size Inches:                      Size mm:                      Stitch Count:

6.69 X 2.71 in. 169.93 X 68.83 mm 10983 St.



- 1.Light Gray Fabric Placement Stitch.....0131
- 2.Cut Line and Tackdown.....0131
- 3.Light Gray Detail.....0131
- 4.Cover Stitch and Lace.....0108
- 5.White Detail.....0017




Note: Some designs in this collection may have been created using unique special stitches and/or techniques. To preserve design integrity when rescaling or rotating designs in your software, always rescale or rotate designs using the handles directly on-screen.

## 51292-17 Center Tower Part 4 FSA

Size Inches:                      Size mm:                      Stitch Count:

6.69 X 2.96 in. 169.93 X 75.18 mm 12733 St.

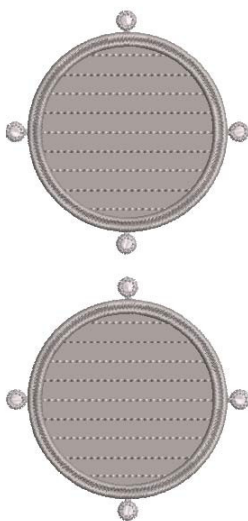


- 1. Light Gray Fabric Placement Stitch.....0131
- 2. Cut Line and Tackdown.....0131
- 3. Light Gray Detail.....0131
- 4. Cover Stitch and Lace.....0108
- 5. White Detail.....0017

## 51292-18 Towers 1 & 3 Floors FSA

Size Inches:                      Size mm:                      Stitch Count:

5.91 X 2.83 in. 150.11 X 71.88 mm 7335 St.



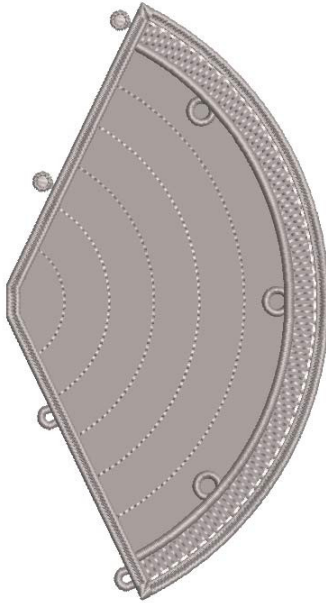
- 1. Dark Gray Fabric Placement Stitch.....0131
- 2. Cut Line and Tackdown.....0131
- 3. Buttonettes.....0131
- 4. Cover Stitch and Detail.....0108

Note: Some designs in this collection may have been created using unique special stitches and/or techniques. To preserve design integrity when rescaling or rotating designs in your software, always rescale or rotate designs using the handles directly on-screen.

## 51292-19 Towers 1 & 3 Roof FSA

Size Inches:                      Size mm:                      Stitch Count:

6.92 X 3.75 in. 175.77 X 95.25 mm 10047 St.



- 1. Dark Gray Fabric Placement Stitch.....0131
- 2. Cut Line and Tackdown.....0131
- 3. Light Gray Detail.....0131
- 4. Cover Stitch and Lace.....0108
- 5. White Detail.....0017

## 51292-20 Towers 2 & 4 Floors FSA

Size Inches:                      Size mm:                      Stitch Count:

5.56 X 2.54 in. 141.22 X 64.52 mm 7396 St.




- 1. Dark Gray Fabric Placement Stitch.....0131
- 2. Cut Line and Tackdown.....0131
- 3. Light Gray Buttonettes.....0131
- 4. Cover Stitch and Lace.....0108

Note: Some designs in this collection may have been created using unique special stitches and/or techniques. To preserve design integrity when rescaling or rotating designs in your software, always rescale or rotate designs using the handles directly on-screen.

## 51292-21 Towers 2 & 4 Roofs FSA


Size Inches:                      Size mm:                      Stitch Count:  
 5.55 X 2.54 in.    140.97 X 64.52 mm    7920 St.



- 1. Dark Gray Fabric Placement Stitch.....0131
- 2. Cut Line and Tackdown.....0131
- 3. Light Gray Buttonettes.....0131
- 4. Cover Stitch and Lace.....0108
- 5. White Detail.....0017

## 51292-22 Center Tower Part 5 FSA

Size Inches:                      Size mm:                      Stitch Count:  
 3.20 X 3.21 in.    81.28 X 81.53 mm    6817 St.



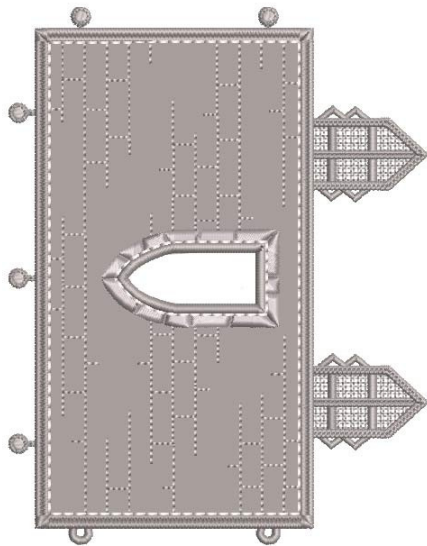
- 1. Dark Gray Fabric Placement Stitch.....0131
- 2. Cut Line and Tackdown.....0131
- 3. Light Gray Buttonettes.....0131
- 4. Cover Stitch and Detail.....0108
- 5. White Detail.....0017

Note: Some designs in this collection may have been created using unique special stitches and/or techniques. To preserve design integrity when rescaling or rotating designs in your software, always rescale or rotate designs using the handles directly on-screen.

## 51292-23 Center Tower Part 6 FSA

Size Inches:                      Size mm:                      Stitch Count:

6.23 X 4.86 in. 158.24 X 123.44 mm 17575 St.

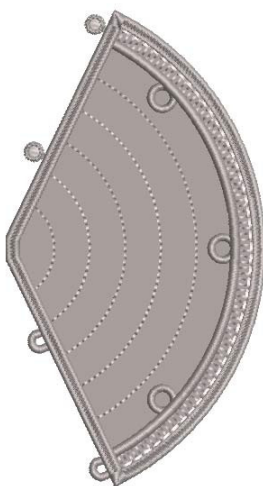


- 1. Light Front/ Dark Back Fabric .....0131
- 2. Cut Line and Tackdown.....0131
- 3. Light Gray Detail.....0131
- 4. Cover Stitch and Lace.....0108
- 5. White Detail.....0017

## 51292-24 Center Tower Roof FSA

Size Inches:                      Size mm:                      Stitch Count:

5.52 X 3.01 in. 140.21 X 76.45 mm 8178 St.



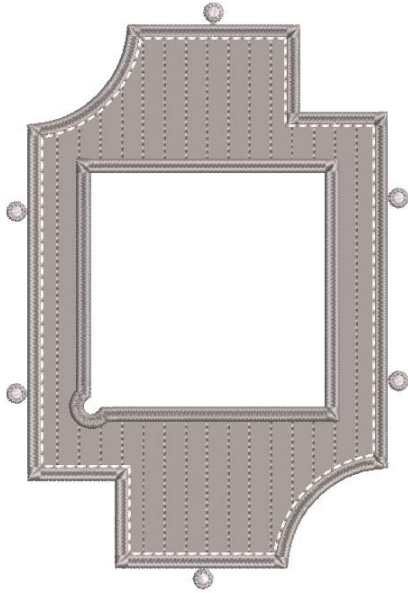
- 1. Dark Gray Fabric Placement Stitch.....0131
- 2. Cut Line and Tackdown.....0131
- 3. Light Gray Detail.....0131
- 4. Cover Stitch and Lace.....0108
- 5. White Detail.....0017






Note: Some designs in this collection may have been created using unique special stitches and/or techniques. To preserve design integrity when rescaling or rotating designs in your software, always rescale or rotate designs using the handles directly on-screen.

## 51292-25 Roof FSA | 51292-25

Size Inches:                      Size mm:                      Stitch Count:

6.79 X 4.65 in. 172.47 X 118.11 mm 13605 St.



	1. Dark Gray Fabric Placement Stitch.....	0131
	2. Cut Line and Tackdown.....	0131
	3. Buttonettes.....	0131
	4. Cover Stitch and Detail.....	0108
	5. White Detail.....	0017