

Note: Some designs in this collection may have been created using unique special stitches and/or techniques. To preserve design integrity when rescaling or rotating designs in your software, always rescale or rotate designs using the handles directly on-screen.



51257-01 Front Wall FSA | 51257-01

Size Inches: Size mm: Stitch Count:

5.99 X 4.62 in. 152.15 X 117.35 mm 27376 St.

<input type="checkbox"/>	1. Brown Fabric Placement Stitch.....	0015
<input type="checkbox"/>	2. Cut Line and Tackdown.....	0015
<input type="checkbox"/>	3. Green Fabric Placement Stitch.....	0015
<input type="checkbox"/>	4. Cut Line and Tackdown.....	0015
<input type="checkbox"/>	5. White Lace Fill.....	0015
<input type="checkbox"/>	6. Tan Detail.....	1133
<input type="checkbox"/>	7. Pink Lace.....	1753
<input type="checkbox"/>	8. Green Lace and Detail.....	5440
<input type="checkbox"/>	9. Light Pink Lace and Detail.....	2155
<input type="checkbox"/>	10. Light Blue Detail.....	4430
<input type="checkbox"/>	11. White Detail.....	0015
<input type="checkbox"/>	12. White Lace and Detail.....	0015



51257-02 Right Wall FSA | 51257-02

Size Inches: Size mm: Stitch Count:

3.00 X 4.06 in. 76.20 X 103.12 mm 21421 St.

<input type="checkbox"/>	1. Brown Fabric Placement Stitch.....	0015
<input type="checkbox"/>	2. Cut Line and Tackdown.....	0015
<input type="checkbox"/>	3. White Lace Fill.....	0015
<input type="checkbox"/>	4. White Detail.....	0015
<input type="checkbox"/>	5. Light Pink Lace and Detail.....	2155
<input type="checkbox"/>	6. Pink Lace and Detail.....	1753
<input type="checkbox"/>	7. Green Lace and Detail.....	5440
<input type="checkbox"/>	8. Light Pink Candy Cane.....	2155
<input type="checkbox"/>	9. Light Blue Detail.....	4430
<input type="checkbox"/>	10. White Detail.....	0015
<input type="checkbox"/>	11. White Lace and Detail.....	0015

Note: Some designs in this collection may have been created using unique special stitches and/or techniques. To preserve design integrity when rescaling or rotating designs in your software, always rescale or rotate designs using the handles directly on-screen.




51257-03 Back Wall FSA | 51257-03

Size Inches: Size mm: Stitch Count:

6.06 X 4.75 in. 153.92 X 120.65 mm 28522 St.

- 1. Brown Fabric Placement Stitch.....0015
- 2. Cut Line and Tackdown.....0015
- 3. Green Fabric Placement Stitch.....0015
- 4. Cut Line and Tackdown.....0015
- 5. White Lace Fill.....0015
- 6. Tan Detail.....1133
- 7. Light Pink Lace and Detail.....2155
- 8. Pink Lace and Detail.....1753
- 9. Light Blue Detail.....4430
- 10. Green Lace and Detail.....5440
- 11. Pink Detail.....2155
- 12. Light Blue Detail.....4430
- 13. White Detail.....0015
- 14. Pink Detail.....1753
- 15. White Detail.....0015
- 16. White Lace and Detail.....0015




51257-04 Inner Wall FSA | 51257-04

Size Inches: Size mm: Stitch Count:

3.00 X 4.30 in. 76.20 X 109.22 mm 20552 St.

- 1. Brown Fabric Placement Stitch.....0015
- 2. Cut Line and Tackdown.....0015
- 3. Lace.....0015
- 4. Pink Stripes.....1753
- 5. Green Stripes.....5440
- 6. Cover Stitch.....0015

Note: Some designs in this collection may have been created using unique special stitches and/or techniques. To preserve design integrity when rescaling or rotating designs in your software, always rescale or rotate designs using the handles directly on-screen.




51257-05 Roof 1 FSA | 51257-05

Size Inches: Size mm: Stitch Count:

4.68 X 5.32 in. 118.87 X 135.13 mm 27078 St.

	1.White Felt Placement Stitch.....	0015
	2.Cut Line and Tackdown.....	0015
	3.White Lace Fill.....	0015
	4.White Lace and Detail.....	0015
	5.Pink Dots.....	1753
	6.Light Pink Dots.....	2155
	7.Light Blue Dots.....	4430
	8.Green Dots.....	5440




51257-06 Roof 2 FSA | 51257-06

Size Inches: Size mm: Stitch Count:

4.66 X 5.32 in. 118.36 X 135.13 mm 26585 St.

	1.White Felt Placement Stitch.....	0015
	2.Cut Line and Tackdown.....	0015
	3.White Lace Fill.....	0015
	4.White Lace and Detail.....	0015
	5.Light Blue Dots.....	4430
	6.Green Dots.....	5440
	7.Pink Dots.....	1753
	8.Light Pink Dots.....	2155

Note: Some designs in this collection may have been created using unique special stitches and/or techniques. To preserve design integrity when rescaling or rotating designs in your software, always rescale or rotate designs using the handles directly on-screen.

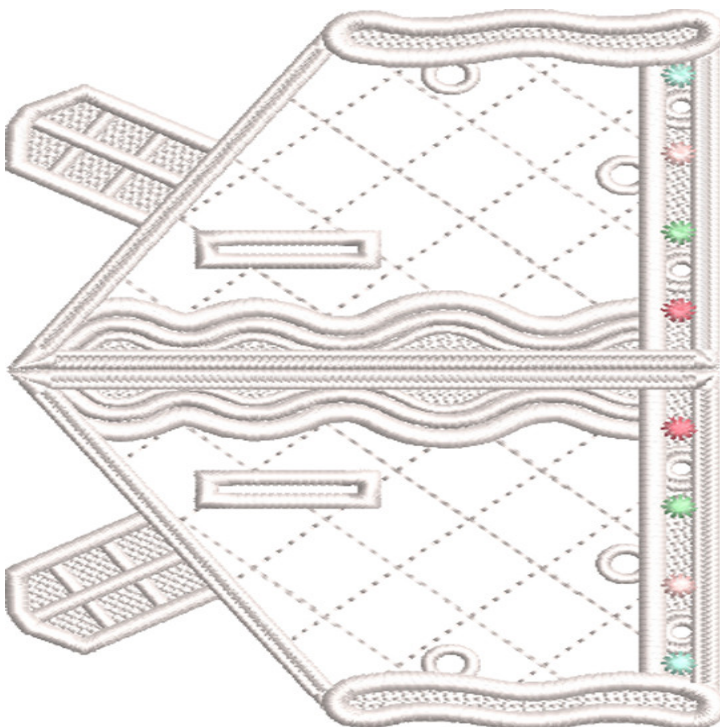


51257-07 Right Walls FSA | 51257-0

Size Inches: Size mm: Stitch Count:

7.73 X 5.02 in. 196.34 X 127.51 mm 47260 St.

<input type="checkbox"/>	1. Brown Fabric Placement Stitch.....	0015
<input type="checkbox"/>	2. Cut Line and Tackdown.....	0015
<input type="checkbox"/>	3. White Lace Fill.....	0015
<input type="checkbox"/>	4. Light Blue Detail.....	4430
<input type="checkbox"/>	5. Light Pink Detail.....	2155
<input type="checkbox"/>	6. White Detail.....	0015
<input type="checkbox"/>	7. Green Detail.....	5440
<input type="checkbox"/>	8. Light Blue Detail.....	4430
<input type="checkbox"/>	9. Light Pink Detail.....	2155
<input type="checkbox"/>	10. Pink Lace and Detail.....	1753
<input type="checkbox"/>	11. Light Pink Detail.....	2155
<input type="checkbox"/>	12. White Detail.....	0015
<input type="checkbox"/>	13. Green Detail.....	5440
<input type="checkbox"/>	14. White Lace and Detail.....	0015



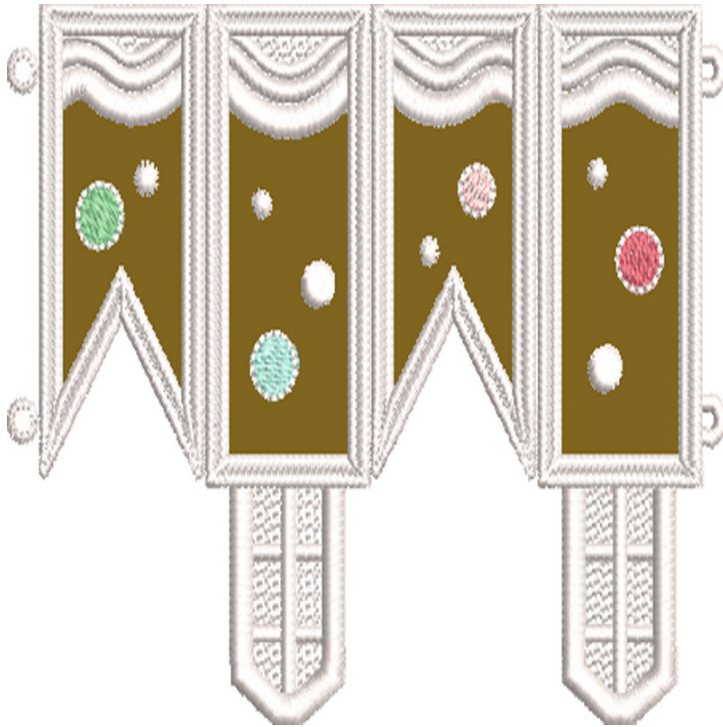
51257-08 Roof 3 FSA

Size Inches: Size mm: Stitch Count:

6.32 X 4.24 in. 160.53 X 107.70 mm 33998 St.

<input type="checkbox"/>	1. White Felt Placement Stitch.....	0015
<input type="checkbox"/>	2. Cut Line and Tackdown.....	0015
<input type="checkbox"/>	3. White Lace Fill.....	0015
<input type="checkbox"/>	4. White Lace and Detail.....	0015
<input type="checkbox"/>	5. Pink Dots.....	1753
<input type="checkbox"/>	6. Green Dots.....	5440
<input type="checkbox"/>	7. Light Pink Dots.....	2155
<input type="checkbox"/>	8. Light Blue Dots.....	4430

Note: Some designs in this collection may have been created using unique special stitches and/or techniques. To preserve design integrity when rescaling or rotating designs in your software, always rescale or rotate designs using the handles directly on-screen.

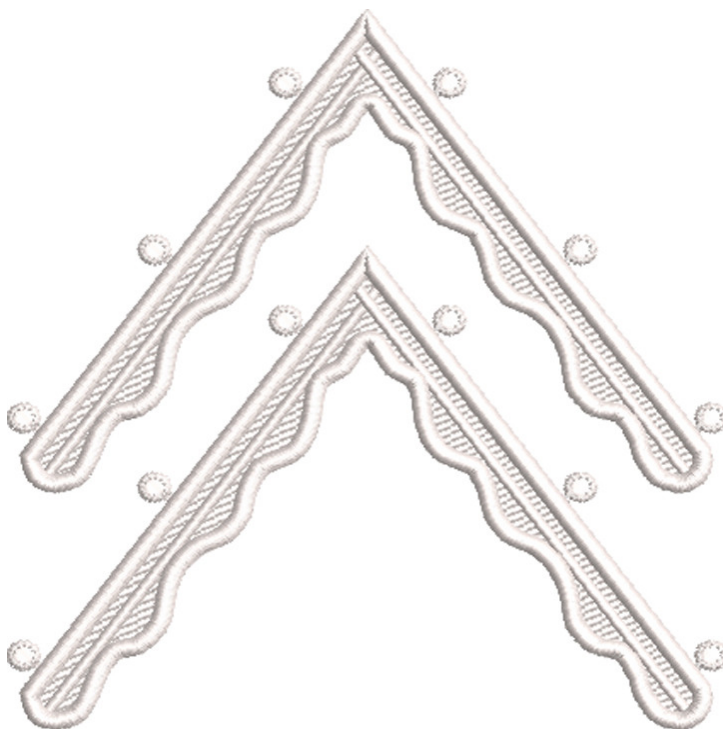


51257-09 Chimney FSA | 51257-09

Size Inches: Size mm: Stitch Count:

3.69 X 5.26 in. 93.73 X 133.60 mm 22502 St.

- 1. Brown Fabric Placement Stitch.....0015
- 2. Cut Line and Tackdown.....0015
- 3. White Lace.....0015
- 4. Green Dot.....5440
- 5. Light Blue Dot.....4430
- 6. Light Pink Dot.....2155
- 7. Pink Dot.....1753
- 8. White Detail.....0015
- 9. White Lace and Detail.....0015



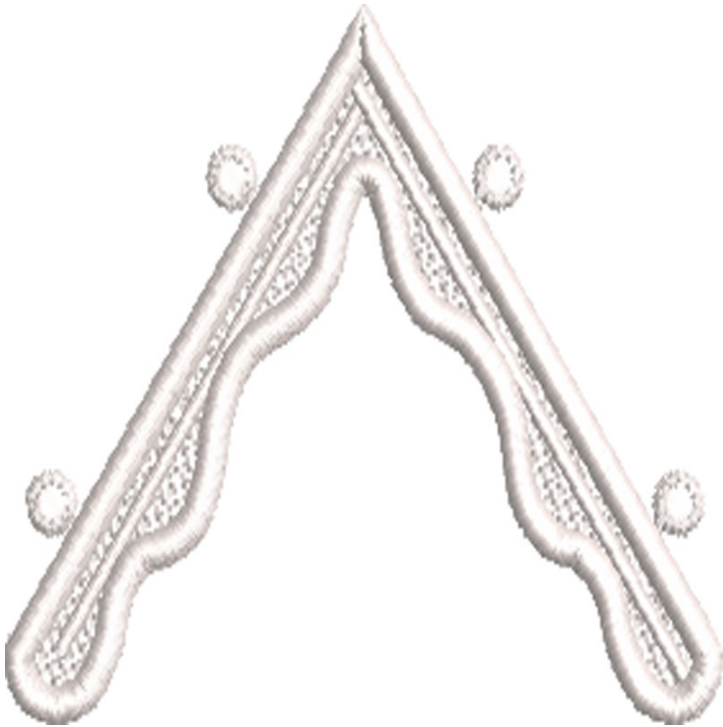
51257-10 Foundation 1 FSA

Size Inches: Size mm: Stitch Count:

5.52 X 4.95 in. 140.21 X 125.73 mm 19288 St.

- 1. Bottom Lace Fill.....0015
- 2. Bottom Lace and Detail.....0015
- 3. Top Lace Fill.....0015
- 4. Top Lace and Detail.....0015


Note: Some designs in this collection may have been created using unique special stitches and/or techniques. To preserve design integrity when rescaling or rotating designs in your software, always rescale or rotate designs using the handles directly on-screen.



51257-11 Foundation 2 FSA

Size Inches: Size mm: Stitch Count:
 2.59 X 3.28 in. 65.79 X 83.31 mm 6127 St.

- 1.Lace Fill.....0015
- 2.Lace and Detail.....0015




51257-12 Icicles 1 FSL

Size Inches: Size mm: Stitch Count:
 4.43 X 4.44 in. 112.52 X 112.78 mm 11621 St.

- 1.Brown Fabric Placement Stitch.....1133
- 2.Cut Line and Tackdown.....1133
- 3.Tan Detail.....1133
- 4.White Lace.....0015

Note: Some designs in this collection may have been created using unique special stitches and/or techniques. To preserve design integrity when rescaling or rotating designs in your software, always rescale or rotate designs using the handles directly on-screen.



51257-13 Icicles 2 FSL

Size Inches: Size mm: Stitch Count:
 2.26 X 3.42 in. 57.40 X 86.87 mm 5144 St.

- 1. Brown Fabric Placement Stitch.....1133
- 2. Cut Line and Tackdown.....1133
- 3. Tan Detail.....1133
- 4. White Lace.....0015



51257-14 Tree Section 1 FSA

Size Inches: Size mm: Stitch Count:
 5.53 X 3.75 in. 140.46 X 95.25 mm 17325 St.

- 1. Brown Fabric Placement Stitch.....0015
- 2. Cut Line and Tackdown.....0015
- 3. Snow Lace Fill.....0015
- 4. Tree Lace and Detail.....1133
- 5. Snow Lace.....0015

Note: Some designs in this collection may have been created using unique special stitches and/or techniques. To preserve design integrity when rescaling or rotating designs in your software, always rescale or rotate designs using the handles directly on-screen.



51257-15 Tree Section 2 FSA

Size Inches: Size mm: Stitch Count:

5.46 X 3.77 in. 138.68 X 95.76 mm 17542 St.

- 1. Brown Fabric Placement Stitch.....0015
- 2. Cut Line and Tackdown.....0015
- 3. Snow Lace Fill.....0015
- 4. Tree Lace and Detail.....1133
- 5. Snow Lace.....0015



51257-16 Small Tree Section 1 FSL

Size Inches: Size mm: Stitch Count:

4.53 X 3.07 in. 115.06 X 77.98 mm 25482 St.

- 1. Tree Lace Fill.....1133
- 2. Snow Lace Fill.....0015
- 3. Tree Lace.....1133
- 4. Snow Lace.....0015





Note: Some designs in this collection may have been created using unique special stitches and/or techniques. To preserve design integrity when rescaling or rotating designs in your software, always rescale or rotate designs using the handles directly on-screen.

51257-17 Small Tree Section 2 FSL

Size Inches: Size mm: Stitch Count:

4.45 X 3.07 in. 113.03 X 77.98 mm 25772 St.



	1.Tree Lace Fill.....	1133
	2.Snow Lace Fill.....	0015
	3.Tree Lace.....	1133
	4.Snow Lace.....	0015