






Note: Some designs in this collection may have been created using unique special stitches and/or techniques. To preserve design integrity when rescaling or rotating designs in your software, always rescale or rotate designs using the handles directly on-screen.



## 12994-01 Clock Side Wall 1 FSA

Size Inches:                      Size mm:                      Stitch Count:


7.15 X 2.58 in. 181.61 X 65.53 mm 8932 St.









	1.Fiber Form/Brown Fabric Placement .....	1172
	2.Cut Line and Tackdown.....	1172
	3.Detail.....	1172
	4.Linework.....	0945
	5.Linework and Cover Stitch.....	1061

## 12994-02 Clock Front Wall FSA

Size Inches:                      Size mm:                      Stitch Count:

6.80 X 5.52 in. 172.72 X 140.21 mm 31180 St.



	1.Fiber Form/Brown Fabric Placement .....	1010
	2.Cut Line and Tackdown .....	1010
	3.Linework.....	1010
	4.Linework.....	3711
	5.Numbers and Detail.....	0015
	6.Detail.....	1172
	7.Center Detail.....	0640
	8.Cover Stitch.....	1061

Note: Some designs in this collection may have been created using unique special stitches and/or techniques. To preserve design integrity when rescaling or rotating designs in your software, always rescale or rotate designs using the handles directly on-screen.



## 12994-03 Clock Side Wall 2 FSA

Size Inches:                      Size mm:                      Stitch Count:

7.15 X 2.38 in. 181.61 X 60.45 mm 8301 St.


- 1.Fiber Form/Brown Fabric Placement .....1172
- 2.Cut Line and Tackdown.....1172
- 3.Detail.....1172
- 4.Linework.....0945
- 5.Linework and Cover Stitch.....1061

## 12994-04 Clock Back Wall FSA

Size Inches:                      Size mm:                      Stitch Count:

6.81 X 5.81 in. 172.97 X 147.57 mm 12449 St.

- 1.Fiber Form/Brown Fabric Placement .....1061
- 2.Cut Line and Tackdown.....1061
- 3.Cover Stitch.....1061




Note: Some designs in this collection may have been created using unique special stitches and/or techniques. To preserve design integrity when rescaling or rotating designs in your software, always rescale or rotate designs using the handles directly on-screen.

## 12994-05 Clock Gable Front FSA

Size Inches:                      Size mm:                      Stitch Count:  
 3.82 X 5.51 in. 97.03 X 139.95 mm 4541 St.


- 1.Fiber Form/Dark Brown Fabric .....1061
- 2.Cut Line and Tackdown.....1061
- 3.Cover Stitch..... 1061



## 12994-06 Clock Gable Back FSA

Size Inches:                      Size mm:                      Stitch Count:  
 3.82 X 5.51 in. 97.03 X 139.95 mm 4449 St.

- 1.Fiber Form/Brown Fabric Placement .....1061
- 2.Cut Line and Tackdown.....1061
- 3.Cover Stitch.....1061



Note: Some designs in this collection may have been created using unique special stitches and/or techniques. To preserve design integrity when rescaling or rotating designs in your software, always rescale or rotate designs using the handles directly on-screen.



### 12994-07 Clock Roof 1 FSA

Size Inches:                      Size mm:                      Stitch Count:  
6.47 X 3.71 in. 164.34 X 94.23 mm 17475 St.

	1.Fiber Form/Front and Back Dark .....	1172
	2.Cut Line and Tackdown.....	1172
	3.Roof.....	1172
	4.Roof.....	1061
	5.Cover Stitch.....	0945



### 12994-08 Clock Roof 2 FSA

Size Inches:                      Size mm:                      Stitch Count:  
6.47 X 3.71 in. 164.34 X 94.23 mm 17471 St.

	1.Fiber Form/Front and Back Dark .....	1172
	2.Cut Line and Tackdown.....	1172
	3.Roof.....	1172
	4.Roof.....	1061
	5.Cover Stitch.....	0945

Note: Some designs in this collection may have been created using unique special stitches and/or techniques. To preserve design integrity when rescaling or rotating designs in your software, always rescale or rotate designs using the handles directly on-screen.

## 12994-09 Clock Window Gable FSA

Size Inches:                      Size mm:                      Stitch Count:

6.09 X 4.58 in. 154.69 X 116.33 mm 15639 St.



■	1. Fiber Form/Brown Fabric Placement .....	1172
■	2. Cut Line and Tackdown.....	1172
■	3. Blue Fabric Placement Stitch.....	1172
■	4. Cut Line and Tackdown.....	1172
■	5. Tan Fabric Placement Stitch.....	1172
■	6. Cut Line and Tackdown.....	1172
■	7. Detail.....	1172
■	8. Detail Borders.....	1061
■	9. Cover Stitch/Shutters and Beak.....	0640
■	10. Petals.....	3730
■	11. Beak.....	1010
■	12. Cover Stitch and Bird Detail.....	3711
■	13. Diamonds.....	0945
■	14. Cover Stitch.....	1061

## 12994-10 Clock Accent Gable FSA

Size Inches:                      Size mm:                      Stitch Count:

1.54 X 2.41 in. 39.12 X 61.21 mm 2604 St.










■	1. Fiber Form/Dark Brown Fabric .....	1061
■	2. Cut Line and Tackdown.....	1061
■	3. Linework.....	1061
■	4. Petals.....	3730
■	5. Petals.....	3711
■	6. Cover Stitch.....	1061


Note: Some designs in this collection may have been created using unique special stitches and/or techniques. To preserve design integrity when rescaling or rotating designs in your software, always rescale or rotate designs using the handles directly on-screen.

## 12994-11 Clock Base FSA

Size Inches:                      Size mm:                      Stitch Count:

7.57 X 3.50 in. 192.28 X 88.90 mm 14107 St.










	1.Fiber Form/Brown Fabric Placement .....	1172
	2.Cut Line and Tackdown.....	1172
	3.Linework and Detail.....	1172
	4.Linework.....	0945
	5.Details/Eyelets and Tab Entries.....	1061
	6.Linework.....	0640
	7.Cover Stitch.....	1061



## 12994-12 Clock Base Accent Flowers

Size Inches:                      Size mm:                      Stitch Count:

8.18 X 1.99 in. 207.77 X 50.55 mm 12760 St.

	1.Fiber Form/Dark Brown Fabric .....	1172
	2.Cut Line and Tackdown.....	1172
	3.Detail .....	1172
	4.Leaves.....	0640
	5.Leaves.....	1010
	6.Petals.....	3711
	7.Petals.....	3730
	8.Stamens .....	0015
	9.Cover Stitch .....	1061













Note: Some designs in this collection may have been created using unique special stitches and/or techniques. To preserve design integrity when rescaling or rotating designs in your software, always rescale or rotate designs using the handles directly on-screen.

## 12994-13 Clock Base Extension 1 FS

Size Inches:                      Size mm:                      Stitch Count:

9.44 X 2.24 in. 239.78 X 56.90 mm 17757 St.






	1. Fiber Form/Front and Back Brown .....	1172
	2. Cut Line and Tackdown.....	1172
	3. Diamonds.....	1172
	4. Leaves.....	0640
	5. Leaves.....	1010
	6. Detail.....	0945
	7. Petals .....	3730
	8. Petals .....	3711
	9. Stamen and Linework.....	0015
	10. Cover Stitch.....	1061



## 12994-14 Clock Base Extension 2 FS

Size Inches:                      Size mm:                      Stitch Count:

9.54 X 2.24 in. 242.32 X 56.90 mm 10908 St.

	1. Fiber Form/Front and Back Brown .....	1172
	2. Cut Line and Tackdown.....	1172
	3. Diamonds.....	1172
	4. Detail .....	0945
	5. Cover Stitch.....	1061




Note: Some designs in this collection may have been created using unique special stitches and/or techniques. To preserve design integrity when rescaling or rotating designs in your software, always rescale or rotate designs using the handles directly on-screen.

## 12994-15 Clock Base Connectors FSA

Size Inches:                      Size mm:                      Stitch Count:

9.75 X 2.37 in. 247.65 X 60.20 mm 12128 St.

- 1.Fiber Form/Front and Back Dark .....0945
- 2.Cut Line and Tackdown .....0945
- 3.Cover Stitch.....0945



## 12994-16 Clock Pendulum FSA

Size Inches:                      Size mm:                      Stitch Count:

8.24 X 2.52 in. 209.30 X 64.01 mm 10446 St.

- 1.Fiber Form/Brown Fabric Placement .....1172
- 2.Cut Line and Tackdown .....1172
- 3.Tan Fabric Placement Stitch.....1172
- 4.Cut Line and Tackdown .....1172
- 5.Linework and Detail.....1172
- 6.Cover Stitch.....0945
- 7.Detail.....0640
- 8.Cover Stitch.....1061





Note: Some designs in this collection may have been created using unique special stitches and/or techniques. To preserve design integrity when rescaling or rotating designs in your software, always rescale or rotate designs using the handles directly on-screen.

## 12994-17 Clock Weight FSA

Size Inches:                      Size mm:                      Stitch Count:

4.82 X 4.13 in. 122.43 X 104.90 mm 17580 St.




- 1.Fiber Form/Front and Back Dark ..... 1061
- 2.Cut Line and Tackdown.....1061
- 3.Cover Stitch..... 1061

## 12994-18 Clock Hands FSA

Size Inches:                      Size mm:                      Stitch Count:

2.66 X 2.52 in. 67.56 X 64.01 mm 5912 St.



- 1.Fiber Form/Tan Fabric Placement .....0945
- 2.Cut Line and Tackdown.....0945
- 3.Cover Stitch.....0945