



Note: Some designs in this collection may have been created using unique special stitches and/or techniques. To preserve design integrity when rescaling or rotating designs in your software, always rescale or rotate designs using the handles directly on-screen.



### 12971-01 Section 2 Side 1 FSA

Size Inches:                      Size mm:                      Stitch Count:  
 9.57 X 2.14 in.    243.08 X 54.36 mm    16376 St.

- 1.Fiber Form/ Gray Fabric Placement .....0020
- 2.Cut Line and Tackdown.....0020
- 3.Cover Stitch/ Lace and Detail.....0020
- 4.Linework.....0015



### 12971-02 Section 2 Sides 2 & 3 FSA

Size Inches:                      Size mm:                      Stitch Count:  
 9.57 X 1.87 in.    243.08 X 47.50 mm    15537 St.

- 1.Fiber Form/ Gray Fabric Placement .....0020
- 2.Cut Line and Tackdown.....0020
- 3.Cover Stitch/ Lace and Detail.....0020
- 4.Linework.....0015

Note: Some designs in this collection may have been created using unique special stitches and/or techniques. To preserve design integrity when rescaling or rotating designs in your software, always rescale or rotate designs using the handles directly on-screen.




### 12971-03 Section 2 Side 4 FSA

Size Inches:                      Size mm:                      Stitch Count:

9.57 X 2.04 in. 243.08 X 51.82 mm 16437 St.

- 1.Fiber Form/ Gray Fabric Placement .....0020
- 2.Cut Line and Tackdown.....0020
- 3.Cover Stitch/ Lace and Detail.....0020
- 4.Linework.....0015



### 12971-04 2nd Platform FSA

Size Inches:                      Size mm:                      Stitch Count:

2.46 X 2.47 in. 62.48 X 62.74 mm 6506 St.

- 1.Fiber Form/ Gray Fabric Placement .....0020
- 2.Cut Line and Tackdown.....0020
- 3.Cover Stitch/ Lace and Detail.....0020
- 4.Linework .....0015

Note: Some designs in this collection may have been created using unique special stitches and/or techniques. To preserve design integrity when rescaling or rotating designs in your software, always rescale or rotate designs using the handles directly on-screen.



## 12971-05 2nd Platform Railing FSA

Size Inches:                      Size mm:                      Stitch Count:


6.08 X 3.35 in. 154.43 X 85.09 mm 19959 St.

- 1.Fiber Form/ Gray Fabric Placement .....0020
- 2.Cut Line and Tackdown.....0020
- 3.Cover Stitch/ Lace and Detail..... 0020
- 4.Linework.....0015
- 5.Fiber Form/ Gray Fabric Placement .....0020
- 6.Cut Line and Tackdown .....0020
- 7.Cover Stitch/ Lace and Detail.....0020
- 8.Linework.....0015

## 12971-06 Section 1 Sides 1 & 4 FSA


Size Inches:                      Size mm:                      Stitch Count:

8.30 X 3.95 in. 210.82 X 100.33 mm 20730 St.



- 1.Fiber Form/ Gray Fabric Placement .....0020
- 2.Cut Line and Tackdown .....0020
- 3.Steel Detail.....0020
- 4.Back Cut Line and Tackdown.....0020
- 5.Cover Stitch/ Lace and Detail..... 0020
- 6.Linework .....0015
- 7.Fiber Form/ Gray Fabric Placement .....0020
- 8.Cut Line and Tackdown .....0020
- 9.Steel Detail.....0020
- 10.Back Cut Line and Tackdown.....0020
- 11.Cover Stitch/ Lace and Detail..... 0020
- 12.Linework .....0015

Note: Some designs in this collection may have been created using unique special stitches and/or techniques. To preserve design integrity when rescaling or rotating designs in your software, always rescale or rotate designs using the handles directly on-screen.



### 12971-07 Section 1 Sides 2 & 3 FSA

Size Inches:                      Size mm:                      Stitch Count:

8.30 X 3.63 in. 210.82 X 92.20 mm 19716 St.


- 1.Fiber Form/ Gray Fabric Placement .....0020
- 2.Cut Line and Tackdown .....0020
- 3.Steel Detail.....0020
- 4.Back Cut Line and Tackdown.....0020
- 5.Cover Stitch/ Lace and Detail.....0020
- 6.Linework.....0015
- 7.Fiber Form/ Gray Fabric Placement .....0020
- 8.Cut Line and Tackdown .....0020
- 9.Steel Detail.....0020
- 10.Back Cut Line and Tackdown.....0020
- 11.Cover Stitch/ Lace and Detail.....0020
- 12.Linework.....0015

### 12971-08 1st Platform FSA

Size Inches:                      Size mm:                      Stitch Count:

4.16 X 4.16 in. 105.66 X 105.66 mm 12781 St.

- 1.Fiber Form/ Gray Fabric Placement .....0020
- 2.Cut Line and Tackdown .....0020
- 3.Cover Stitch/ Lace and Detail.....0020
- 4.Linework .....0015




Note: Some designs in this collection may have been created using unique special stitches and/or techniques. To preserve design integrity when rescaling or rotating designs in your software, always rescale or rotate designs using the handles directly on-screen.

## 12971-09 1st Platform Railing FSA

Size Inches:                      Size mm:                      Stitch Count:

6.06 X 5.01 in. 153.92 X 127.25 mm 29077 St.



- 1.Fiber Form/ Gray Fabric Placement .....0020
- 2.Cut Line and Tackdown .....0020
- 3.Cover Stitch/ Lace and Detail..... 0020
- 4.Linework .....0015
- 5.Fiber Form/ Gray Fabric Placement .....0020
- 6.Cut Line and Tackdown .....0020
- 7.Cover Stitch/ Lace and Detail..... 0020
- 8.Linework .....0015

## 12971-10 Base Side 1 FSA

Size Inches:                      Size mm:                      Stitch Count:

6.64 X 3.47 in. 168.66 X 88.14 mm 14122 St.



- 1.Fiber Form/ Gray Fabric Placement .....0020
- 2.Cut Line and Tackdown .....0020
- 3.Steel Detail.....0020
- 4.Back Cut Line and Tackdown.....0020
- 5.Cover Stitch/ Lace and Detail..... 0020
- 6.Linework.....0015

Note: Some designs in this collection may have been created using unique special stitches and/or techniques. To preserve design integrity when rescaling or rotating designs in your software, always rescale or rotate designs using the handles directly on-screen.

## 12971-11 Base Sides 2 & 3 FSA

Size Inches:                      Size mm:                      Stitch Count:

6.45 X 3.47 in. 163.83 X 88.14 mm 13594 St.

- 1.Fiber Form/ Gray Fabric Placement .....0020
- 2.Cut Line and Tackdown .....0020
- 3.Steel Detail.....0020
- 4.Back Cut Line and Tackdown.....0020
- 5.Cover Stitch/ Lace and Detail.....0020
- 6.Linework.....0015



## 12971-12 Base Side 4 FSA

Size Inches:                      Size mm:                      Stitch Count:

6.54 X 3.47 in. 166.12 X 88.14 mm 14171 St.

- 1.Fiber Form/ Gray Fabric Placement .....0020
- 2.Cut Line and Tackdown .....0020
- 3.Steel Detail.....0020
- 4.Back Cut Line and Tackdown.....0020
- 5.Cover Stitch/ Lace and Detail.....0020
- 6.Linework.....0015




Note: Some designs in this collection may have been created using unique special stitches and/or techniques. To preserve design integrity when rescaling or rotating designs in your software, always rescale or rotate designs using the handles directly on-screen.

## 12971-13 Summit FSA

Size Inches:                      Size mm:                      Stitch Count:

4.28 X 4.28 in. 108.71 X 108.71 mm 10164 St.

- 1.Fiber Form/ Gray Fabric Placement .....0020
- 2.Cut Line and Tackdown .....0020
- 3.Fiber Form/ Gray Fabric Placement .....0020
- 4.Cut Line and Tackdown .....0020
- 5.Cover Stitch/ Lace and Detail.....0020
- 6.Linework .....0015



## 12971-14 Summit Topper FSL

Size Inches:                      Size mm:                      Stitch Count:

1.67 X 2.24 in. 42.42 X 56.90 mm 4878 St.

- 1.Single Color Lace.....0020

