

Note: Some designs in this collection may have been created using unique special stitches and/or techniques. To preserve design integrity when rescaling or rotating designs in your software, always rescale or rotate designs using the handles directly on-screen.



## 12970-01 Inner Wall 1 FSA | 12970-

Size Inches:                      Size mm:                      Stitch Count:

6.04 X 4.88 in. 153.42 X 123.95 mm 23384 St.

- 1.Fiber Form/Orange Fabric Placement .....0811
- 2.Cut Line and Tackdown.....0811
- 3.Linework.....0811
- 4.Vine.....0132
- 5.Cover Stitch/Punch Guides and Detail.....1114
- 6.Cover Stitch and Lace.....0020

## 12970-02 Front Window Wall FSA | 1

Size Inches:                      Size mm:                      Stitch Count:

9.41 X 3.57 in. 239.01 X 90.68 mm 27953 St.



- 1.Fiber Form/Orange Fabric Placement .....0811
- 2.Cut Line and Tackdown.....0811
- 3.Knife/Punch Guides and Detail.....0811
- 4.Wall Detail and Punch Guide.....1114
- 5.Glass.....0150
- 6.Windows and Web.....0010
- 7.Vine.....0132
- 8.Cover Stitch and Lace.....0020

Note: Some designs in this collection may have been created using unique special stitches and/or techniques. To preserve design integrity when rescaling or rotating designs in your software, always rescale or rotate designs using the handles directly on-screen.



## 12970-03 Inner Wall 2 FSA | 12970-

Size Inches:                      Size mm:                      Stitch Count:

5.45 X 4.58 in. 138.43 X 116.33 mm 18824 St.

- 1.Fiber Form/Orange Fabric Placement .....0811
- 2.Cut Line and Tackdown.....0811
- 3.Webs.....0811
- 4.Vine.....0132
- 5.Cover Stitch/Punch Guide and Detail..... 1114
- 6.Cover Stitch.....0020

## 12970-04 Back Door Wall FSA


Size Inches:                      Size mm:                      Stitch Count:

9.40 X 3.71 in. 238.76 X 94.23 mm 22702 St.



- 1.Fiber Form/Orange Fabric Placement .....0811
- 2.Cut Line and Tackdown.....0811
- 3.Gray Fabric Placement Stitch.....0811
- 4.Cut Line and Tackdown.....0811
- 5.Webs.....0811
- 6.Wall Detail and Punch Guide.....1114
- 7.Window.....0010
- 8.Vine.....0132
- 9.Cover Stitch and Lace.....0020

Note: Some designs in this collection may have been created using unique special stitches and/or techniques. To preserve design integrity when rescaling or rotating designs in your software, always rescale or rotate designs using the handles directly on-screen.



## 12970-05 Awning FSA | 12970-05

Size Inches:                      Size mm:                      Stitch Count:

4.01 X 3.03 in. 101.85 X 76.96 mm 11302 St.

- 1.Fiber Form/Gray Fabric Placement .....0132
- 2.Cut Line and Tackdown.....0132
- 3.Punch Guides/Lace and Detail.....0132
- 4.Lace Tab.....0811
- 5.Cover Stitch/Punch Guides and Detail.....0020

## 12970-06 Front Door Wall FSA | 129

Size Inches:                      Size mm:                      Stitch Count:

4.20 X 3.57 in. 106.68 X 90.68 mm 13685 St.



- 1.Fiber Form/Orange Fabric Placement .....0150
- 2.Cut Line and Tackdown.....0150
- 3.Gray Fabric Placement Stitch.....0150
- 4.Cut Line and Tackdown.....0150
- 5.Door Detail.....0150
- 6.Webs.....0811
- 7.Lace Tabs/Punch Guide and Detail.....1114
- 8.Vine.....0132
- 9.Cover Stitch and Lace.....0020

Note: Some designs in this collection may have been created using unique special stitches and/or techniques. To preserve design integrity when rescaling or rotating designs in your software, always rescale or rotate designs using the handles directly on-screen.

## 12970-07 Side Wall FSA | 12970-07

Size Inches:                      Size mm:                      Stitch Count:

3.07 X 3.32 in.    77.98 X 84.33 mm    11239 St.



- 1.Fiber Form/Orange Fabric Placement .....0811
- 2.Cut Line and Tackdown.....0811
- 3.Webs.....0811
- 4.Window.....0010
- 5.Vine.....0132
- 6.Wall Detail and Punch Guide.....1114
- 7.Cover Stitch and Lace.....0020

## 12970-08 Back Wall FSA | 12970-08

Size Inches:                      Size mm:                      Stitch Count:

4.21 X 3.57 in.    106.93 X 90.68 mm    14161 St.



- 1.Fiber Form/Orange Fabric Placement .....0811
- 2.Cut Line and Tackdown.....0811
- 3.Webs.....0811
- 4.Vine.....0132
- 5.Lace Tabs/Punch Guide and Detail.....1114
- 6.Cover Stitch and Lace.....0020

Note: Some designs in this collection may have been created using unique special stitches and/or techniques. To preserve design integrity when rescaling or rotating designs in your software, always rescale or rotate designs using the handles directly on-screen.

## 12970-09 Side Roof FSA | 12970-09

Size Inches:                      Size mm:                      Stitch Count:

4.37 X 4.17 in. 111.00 X 105.92 mm 18301 St.

- 1.Fiber Form/Gray Fabric Placement .....0150
- 2.Cut Line and Tackdown.....0150
- 3.Roof Detail.....0150
- 4.Lace Tab.....1114
- 5.Cover Stitch/Punch Guide and Detail.....0020
- 6.Linework.....1114



## 12970-10 Side Floor FSA

Size Inches:                      Size mm:                      Stitch Count:

4.05 X 2.78 in. 102.87 X 70.61 mm 4783 St.

- 1.Fiber Form/Gray Fabric Placement .....1114
- 2.Cut Line and Tackdown.....1114
- 3.Cover Stitch and Lace.....1114



Note: Some designs in this collection may have been created using unique special stitches and/or techniques. To preserve design integrity when rescaling or rotating designs in your software, always rescale or rotate designs using the handles directly on-screen.

## 12970-11 Greenhouse Back Wall FSA

Size Inches:                      Size mm:                      Stitch Count:

3.77 X 5.03 in. 95.76 X 127.76 mm 17205 St.



	1. Fiber Form/Orange Fabric Placement .....	0150
	2. Cut Line and Tackdown.....	0150
	3. Clear Vinyl Placement Stitch.....	0150
	4. Cut Line and Tackdown.....	0150
	5. Glass Cover Stitch and Detail.....	0150
	6. Webs.....	0811
	7. Cover Stitch/Punch Guide and Lace .....	1114
	8. Vine.....	0132
	9. Cover Stitch.....	0020

## 12970-12 Greenhouse Side Wall FSA

Size Inches:                      Size mm:                      Stitch Count:

5.09 X 3.41 in. 129.29 X 86.61 mm 12831 St.



	1. Fiber Form/Orange Fabric Placement .....	0150
	2. Cut Line and Tackdown.....	0150
	3. Clear Vinyl Placement Stitch.....	0150
	4. Cut Line and Tackdown.....	0150
	5. Glass Cover Stitch.....	0150
	6. Webs.....	0811
	7. Punch Guides and Detail.....	1114
	8. Vine.....	0132
	9. Cover Stitch.....	0020

Note: Some designs in this collection may have been created using unique special stitches and/or techniques. To preserve design integrity when rescaling or rotating designs in your software, always rescale or rotate designs using the handles directly on-screen.

## 12970-13 Greenhouse Front Wall FSA

Size Inches:                      Size mm:                      Stitch Count:

3.77 X 5.03 in. 95.76 X 127.76 mm 17342 St.



	1. Fiber Form/Orange Fabric Placement .....	0150
	2. Cut Line and Tackdown.....	0150
	3. Clear Vinyl Placement Stitch.....	0150
	4. Cut Line and Tackdown.....	0150
	5. Glass Cover Stitch and Detail.....	0150
	6. Webs.....	0811
	7. Cover Stitc/Punch Guide and Lace .....	1114
	8. Vine.....	0132
	9. Cover Stitch.....	0020

## 12970-14 Greenhouse Roof FSA | 129

Size Inches:                      Size mm:                      Stitch Count:

5.81 X 4.97 in. 147.57 X 126.24 mm 26147 St.



	1. Fiber Form/Orange Fabric Placement .....	0150
	2. Cut Line and Tackdown.....	0150
	3. Clear Vinyl Placement Stitch.....	0150
	4. Cut Line and Tackdown.....	0150
	5. Glass Cover Stitch and Detail.....	0150
	6. Linework.....	0811
	7. Punch Guides and Lace Detail.....	1114
	8. Cover Stitch.....	0020


Note: Some designs in this collection may have been created using unique special stitches and/or techniques. To preserve design integrity when rescaling or rotating designs in your software, always rescale or rotate designs using the handles directly on-screen.

## 12970-15 Greenhouse Floor FSA

Size Inches:                      Size mm:                      Stitch Count:

4.15 X 4.36 in. 105.41 X 110.74 mm 9327 St.

- 1.Fiber Form/Gray Fabric Placement .....1114
- 2.Cut Line and Tackdown.....1114
- 3.Cover Stitch and Lace.....1114




## 12970-16 Main Roof 1 FSA

Size Inches:                      Size mm:                      Stitch Count:

5.49 X 5.54 in. 139.45 X 140.72 mm 28725 St.

- 1.Fiber Form/Gray Fabric Placement .....0150
- 2.Cut Line and Tackdown.....0150
- 3.Roof Detail.....0150
- 4.Web.....0010
- 5.Cover Stitch/Punch Guides and Detail.....0020
- 6.Linework.....1114












Note: Some designs in this collection may have been created using unique special stitches and/or techniques. To preserve design integrity when rescaling or rotating designs in your software, always rescale or rotate designs using the handles directly on-screen.

## 12970-17 Main Roof 2 FSA

Size Inches:                      Size mm:                      Stitch Count:

5.04 X 5.54 in. 128.02 X 140.72 mm 26384 St.






-  1.Fiber Form/Gray Fabric Placement .....0150
-  2.Cut Line and Tackdown.....0150
-  3.Roof Detail.....0150
-  4.Web.....0010
-  5.Cover Stitch/Punch Guides and Detail.....0020
-  6.Linework.....1114



## 12970-18 Chimney FSA | 12970-18


Size Inches:                      Size mm:                      Stitch Count:

4.60 X 4.43 in. 116.84 X 112.52 mm 19973 St.

-  1.Fiber Form/Orange Fabric Placement .....0132
-  2.Cut Line and Tackdown.....0132
-  3.Vines.....0132
-  4.Chimney Detail.....1114
-  5.Cover Stitch and Lace Detail.....0020



Note: Some designs in this collection may have been created using unique special stitches and/or techniques. To preserve design integrity when rescaling or rotating designs in your software, always rescale or rotate designs using the handles directly on-screen.



## 12970-19 Inner Floor FSA

Size Inches:                      Size mm:                      Stitch Count:  
5.31 X 3.14 in.    134.87 X 79.76 mm    8236 St.

- 1.Fiber Form/Gray Fabric Placement .....1114
- 2.Cut Line and Tackdown.....1114
- 3.Cover Stitch and Lace.....1114



## 12970-20 Man-eating Plant FSA

Size Inches:                      Size mm:                      Stitch Count:  
9.65 X 3.06 in.    245.11 X 77.72 mm    23353 St.







- 1.Fiber Form/Gray Fabric Placement .....6043
- 2.Cut Line and Tackdown.....6043
- 3.Lace Leaves.....6043
- 4.Lace Vines.....6141
- 5.Lace Flower.....0904
- 6.Cover Stitch and Lace.....0020

Note: Some designs in this collection may have been created using unique special stitches and/or techniques. To preserve design integrity when rescaling or rotating designs in your software, always rescale or rotate designs using the handles directly on-screen.



## 12970-21 Little Man-eating Plants





Size Inches:                      Size mm:                      Stitch Count:  
6.80 X 2.74 in.    172.72 X 69.60 mm    18351 St.

	1.Fiber Form/Gray Fabric Placement .....	6141
	2.Cut Line and Tackdown.....	6141
	3.Lace Leaves.....	6141
	4.Lace Stems.....	6043
	5.Cover Stitch and Lace.....	0020
	6.Lace Flowers.....	0904



## 12970-22 Plant Stands FSA

Size Inches:                      Size mm:                      Stitch Count:  
3.48 X 2.03 in.    88.39 X 51.56 mm    9889 St.

	1.Fiber Form/Gray Fabric Placement .....	6141
	2.Cut Line and Tackdown.....	6141
	3.Lace Leaves.....	6141
	4.Cover Stitch and Punch Guides.....	0020



Note: Some designs in this collection may have been created using unique special stitches and/or techniques. To preserve design integrity when rescaling or rotating designs in your software, always rescale or rotate designs using the handles directly on-screen.



## 12970-23 Vines FSL

Size Inches:                      Size mm:                      Stitch Count:  
 9.21 X 4.50 in. 233.93 X 114.30 mm 27231 St.

■	1.Lace Leaves.....	6043
■	2.Lace Vines.....	6141