























Note: Some designs in this collection may have been created using unique special stitches and/or techniques. To preserve design integrity when rescaling or rotating designs in your software, always rescale or rotate designs using the handles directly on-screen.

## 12967-01 Santa Card A7

Size Inches:                      Size mm:                      Stitch Count:

7.00 X 5.00 in. 177.80 X 127.00 mm 28162 St.





	1.Card Placement Stitch .....	1911
	2.Red Fabric Placement Stitch .....	1911
	3.Fabric Tackdown.....	1911
	4.Cream Fabric Placement stitch.....	0660
	5.Cut Line and Tackdown .....	0660
	6.Hat and Eyes.....	0660
	7.Face.....	1140
	8.Beard and Hat Shading.....	0672
	9.Face Shading.....	1141
	10.Hat.....	1840
	11.Face and Hat Shading.....	1753
	12.Face Shading.....	1532
	13.Hat Outline and Shading.....	1911
	14.Beard and Hat Shading.....	0670
	15.Eyes.....	0933
	16.Mouth and Nose.....	2115
	17.Face Shading.....	1141
	18.Eyes.....	4174
	19.Beard and Hat Shading.....	0003
	20.Hat Shading.....	0874
	21.Leaves.....	5633
	22.Berries.....	1840

Note: Some designs in this collection may have been created using unique special stitches and/or techniques. To preserve design integrity when rescaling or rotating designs in your software, always rescale or rotate designs using the handles directly on-screen.

## 12967-02 Joy FSL | 12967-02

Size Inches:                      Size mm:                      Stitch Count:

2.57 X 3.81 in.    65.28 X 96.77 mm    22516 St.











	1.Outer Lace.....	0003
	2.Inner Lace.....	1911



## 12967-03 Wreath Card A7

Size Inches:                      Size mm:                      Stitch Count:

7.00 X 5.00 in.    177.80 X 127.00 mm    19106 St.

	1.Card Placement Guide.....	1840
	2.Pink Fabric Placement Stitch.....	1840
	3.Fabric Tackdown.....	1840
	4.Border.....	0003
	5.Leaves.....	5912
	6.Leaves.....	5633
	7.Ribbon.....	1911
	8.Ribbon Shading and Outline.....	2115
	9.Ribbon Shading and Berries.....	1900
	10.Ribbon Highlights.....	1753



Note: Some designs in this collection may have been created using unique special stitches and/or techniques. To preserve design integrity when rescaling or rotating designs in your software, always rescale or rotate designs using the handles directly on-screen.

## 12967-04 Wreath Bow FSL

Size Inches:                      Size mm:                      Stitch Count:

2.85 X 3.54 in.    72.39 X 89.92 mm    15018 St.

	1.Lace Shadow.....	1911
	2.Lace Bow.....	1720


























Note: Some designs in this collection may have been created using unique special stitches and/or techniques. To preserve design integrity when rescaling or rotating designs in your software, always rescale or rotate designs using the handles directly on-screen.

## 12967-05 Oh What Fun Card A7

Size Inches:                      Size mm:                      Stitch Count:

7.00 X 5.00 in. 177.80 X 127.00 mm 25962 St.





	1.Card Placement Guide.....	2250
	2.Yellow Fabric Placement Stitch .....	2250
	3.Fabric Tackdown.....	2250
	4.Fur.....	0670
	5.Fur Shading.....	0945
	6.Fur Shading.....	0640
	7.Ribbon.....	1911
	8.Fur Shading.....	0842
	9.Fur Shading.....	1032
	10.Fur Shading.....	1355
	11.Eyes.....	4752
	12.Tongue.....	1900
	13.Fur and Outlines.....	4174
	14.Ribbon Shading and Outline.....	2115
	15.Fur Highlights.....	0003
	16.Word.....	2250
	17.Word.....	1720
	18.Word.....	4752
	19.Ornament.....	2250
	20.Ornament and Dots.....	0003
	21.Ornament Outline.....	1840
	22.Needles.....	5633
	23.Needles.....	5324


Note: Some designs in this collection may have been created using unique special stitches and/or techniques. To preserve design integrity when rescaling or rotating designs in your software, always rescale or rotate designs using the handles directly on-screen.

## 12967-06 Small Ornament FSL

Size Inches:                      Size mm:                      Stitch Count:

1.95 X 1.95 in.    49.53 X 49.53 mm    9420 St.

	1.Outer Lace.....	0003
	2.Inner Lace.....	1720























Note: Some designs in this collection may have been created using unique special stitches and/or techniques. To preserve design integrity when rescaling or rotating designs in your software, always rescale or rotate designs using the handles directly on-screen.

## 12967-07 Reindeer Card A7

Size Inches:                      Size mm:                      Stitch Count:

7.00 X 5.00 in. 177.80 X 127.00 mm 29747 St.



	1.Card Placement Stitch.....	0640
	2.Cream Fabric Placement Stitch .....	0640
	3.Fabric Tackdown.....	0640
	4.Ears.....	1532
	5.Fur Shading.....	1055
	6.Fur.....	0842
	7.Fur Shading.....	1032
	8.Fur Shading.....	1342
	9.Fur Shading.....	0660
	10.Fur Shading.....	1355
	11.Bridle.....	1911
	12.Bridle Shading and Outline.....	2115
	13.Eye.....	0933
	14.Face and Shading.....	4174
	15.Ribbon.....	5912
	16.Ribbon Shading.....	5633
	17.Ribbon Shading and Outlines.....	5324
	18.Ribbon Highlights.....	6011
	19.Stars/Hardware and Shading.....	0640
	20.Highlights.....	0003

Note: Some designs in this collection may have been created using unique special stitches and/or techniques. To preserve design integrity when rescaling or rotating designs in your software, always rescale or rotate designs using the handles directly on-screen.



## 12967-08 Stars FSL | 12967-08

Size Inches:                      Size mm:                      Stitch Count:  
 3.96 X 1.50 in.    100.58 X 38.10 mm    8267 St.

■ 1.Single Color Design.....0640



## 12967-09 Silent Night Card A7

Size Inches:                      Size mm:                      Stitch Count:  
 7.00 X 5.00 in.    177.80 X 127.00 mm    8767 St.

■ 1.Card Placement Guide.....1911  
 ■ 2.Dark Green Fabric Placement Stitch ..... 1911  
 ■ 3.Fabric Tackdown .....1911  
 ■ 4.Word/Star and Dot.....2250  
 ■ 5.Word/Dots and Border.....0003  
 ■ 6.Word/Stars and Border.....6011  
 ■ 7.Word/Star and Top.....0640  
 ■ 8.Stars.....4752

Note: Some designs in this collection may have been created using unique special stitches and/or techniques. To preserve design integrity when rescaling or rotating designs in your software, always rescale or rotate designs using the handles directly on-screen.

## 12967-10 Ornament Bow FSL

Size Inches:                      Size mm:                      Stitch Count:

2.85 X 3.54 in.    72.39 X 89.92 mm    15018 St.



	1.Lace Shadow.....	5324
	2.Lace Bow.....	4752

## 12967-11 Three Ornaments Card A7

Size Inches:                      Size mm:                      Stitch Count:

7.00 X 5.00 in.    177.80 X 127.00 mm    20811 St.



	1.Card Placement Guide.....	6011
	2.Light Green Fabric Placement Stitch .....	6011
	3.Fabric Tackdown.....	6011
	4.Ornament.....	4752
	5.Ornament Shading.....	5324
	6.Ornament Detail.....	0003
	7.Ornament and Detail.....	1840
	8.Ornament Shading and Outlines.....	1720
	9.Ornament Detail.....	1911
	10.Ornament Detail.....	2250
	11.Ornament and Diamonds.....	6011
	12.Ornament Shading.....	5633
	13.Stripes and Diamonds .....	0003
	14.Dots.....	1911
	15.Ornament Tops.....	0640



Note: Some designs in this collection may have been created using unique special stitches and/or techniques. To preserve design integrity when rescaling or rotating designs in your software, always rescale or rotate designs using the handles directly on-screen.



## 12967-12 Holly Branch FSL

Size Inches:                      Size mm:                      Stitch Count:  
 5.54 X 1.96 in.    140.72 X 49.78 mm    17833 St.

	1. Leaf Lace.....	0003
	2. Berry Lace.....	1911

## 12967-13 Feeling Jolly Card A7

Size Inches:                      Size mm:                      Stitch Count:  
 7.00 X 5.00 in.    177.80 X 127.00 mm    9358 St.



	1. Card Placement Guide.....	6011
	2. Dark Green Fabric Placement Stitch .....	6011
	3. Fabric Tackdown and Shading.....	6011
	4. Letters and Diamonds .....	2250
	5. Letters.....	1720
	6. Letters.....	1911
	7. Letters and Diamonds.....	6011
	8. Diamonds.....	0003

Note: Some designs in this collection may have been created using unique special stitches and/or techniques. To preserve design integrity when rescaling or rotating designs in your software, always rescale or rotate designs using the handles directly on-screen.



## 12967-14 Sparkle Diamonds FSL

Size Inches:                      Size mm:                      Stitch Count:  
5.52 X 2.50 in. 140.21 X 63.50 mm 10777 St.

	1.Lace.....	0003
	2.Inner Lace.....	1911


## 12967-15 Let It Snow Card A7 | 129

Size Inches:                      Size mm:                      Stitch Count:  
7.00 X 5.00 in. 177.80 X 127.00 mm 16230 St.



	1.Card Placement Guide.....	4752
	2.Pink Fabric Placement Stitch.....	4752
	3.Fabric Tackdown.....	4752
	4.Snowman.....	0003
	5.Hat.....	3274
	6.Hat and Snowman Shading.....	3572
	7.Hat and Snowman Shading.....	0145
	8.Scarf and Hat.....	1911
	9.Scarf Shading and Outline.....	2115
	10.Scarf Shading.....	1753
	11.Scarf Shading and Cheek.....	1840
	12.Hat Shading and Coal.....	4174
	13.Nose.....	1220
	14.Word and Snowflakes.....	4752
	15.Dots and Eye Highlights.....	0003

Note: Some designs in this collection may have been created using unique special stitches and/or techniques. To preserve design integrity when rescaling or rotating designs in your software, always rescale or rotate designs using the handles directly on-screen.



## 12967-16 Snowflake FSL | 12967-16

Size Inches:                      Size mm:                      Stitch Count:  
 3.29 X 2.92 in.    83.57 X 74.17 mm    13916 St.

1. Single Color Design.....0003

## 12967-17 Presents Card A7

Size Inches:                      Size mm:                      Stitch Count:  
 7.00 X 5.00 in.    177.80 X 127.00 mm    20283 St.



■	1. Card Placement Guide.....	4752
■	2. Red Fabric Placement Stitch.....	4752
■	3. Fabric Tackdown.....	4752
■	4. Gifts.....	0145
■	5. Gifts.....	0781
■	6. Gifts.....	0003
■	7. Gift and Ribbon.....	4752
■	8. Ribbon.....	1720
■	9. Ribbon.....	6011
■	10. Ribbon.....	2250
■	11. Ribbon.....	5324
■	12. Outlines.....	4174
■	13. Berries and Linework.....	1840
■	14. Leaves.....	5633
■	15. Leaves.....	5324

Note: Some designs in this collection may have been created using unique special stitches and/or techniques. To preserve design integrity when rescaling or rotating designs in your software, always rescale or rotate designs using the handles directly on-screen.



## 12967-18 Hollys FSL

Size Inches:                      Size mm:                      Stitch Count:  
4.91 X 2.15 in. 124.71 X 54.61 mm 11270 St.

	1. Leaf Lace.....	0003
	2. Berry Lace.....	1911

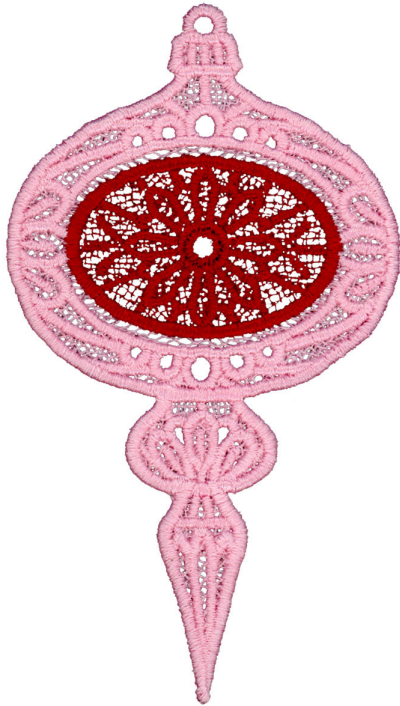
## 12967-19 Merry Magic Card A7

Size Inches:                      Size mm:                      Stitch Count:  
7.00 X 5.00 in. 177.80 X 127.00 mm 9108 St.



	1. Card Placement Guide.....	5324
	2. Jade Fabric Placement Stitch .....	5324
	3. Fabric Tackdown .....	5324
	4. Linework.....	4752
	5. Letters.....	2250
	6. Letters and Berries.....	1720
	7. Letters and Leaves.....	5324
	8. Letters.....	1911
	9. Leaves.....	5633

Note: Some designs in this collection may have been created using unique special stitches and/or techniques. To preserve design integrity when rescaling or rotating designs in your software, always rescale or rotate designs using the handles directly on-screen.



## 12967-20 Ornament FSL | 12967-20

Size Inches:                      Size mm:                      Stitch Count:  
4.72 X 2.71 in.    119.89 X 68.83 mm    18261 St.

	1.Outer Lace.....	2250
	2.Inner Lace.....	1911



## 12967-21 Ornament Card A6

Size Inches:                      Size mm:                      Stitch Count:  
6.25 X 4.62 in.    158.75 X 117.35 mm    8009 St.









	1.Card Placement Guide.....	5324
	2.Jade Fabric Placement Stitch .....	5324
	3.Fabric Tackdown.....	5324
	4.Ornament Center.....	0640
	5.Ornament .....	5324
	6.Ornament Shading.....	6011
	7.Center Detail.....	1840
	8.Center Detail.....	1911
	9.Center Detail.....	1720
	10.Dots.....	4752
	11.Ornament Top and Outline.....	0640
	12.Dots and Swirls.....	0003

Note: Some designs in this collection may have been created using unique special stitches and/or techniques. To preserve design integrity when rescaling or rotating designs in your software, always rescale or rotate designs using the handles directly on-screen.



## 12967-22 Fa La La Card A6









Size Inches:                      Size mm:                      Stitch Count:  
6.25 X 4.62 in. 158.75 X 117.35 mm 7540 St.

	1.Card Placement Guide.....	6011
	2.Light Green Fabric Placement Stitch.....	6011
	3.Fabric Tackdown.....	6011
	4.Word.....	1911
	5.Word.....	1840
	6.Word and Border.....	4752
	7.Diamonds.....	6011
	8.Diamonds and Border.....	0003

## 12967-23 Ho Ho Ho Card A6

Size Inches:                      Size mm:                      Stitch Count:  
6.25 X 4.62 in. 158.75 X 117.35 mm 11514 St.



	1.Card Placement Guide.....	1840
	2.Pink Fabric Placement Stitch.....	1840
	3.Fabric Tackdown.....	1840
	4.Leaves.....	6011
	5.Word.....	4752
	6.Word and Berries.....	1720
	7.Word.....	5324
	8.Snowflakes and Border.....	0003










Note: Some designs in this collection may have been created using unique special stitches and/or techniques. To preserve design integrity when rescaling or rotating designs in your software, always rescale or rotate designs using the handles directly on-screen.

## 12967-24 Merry Christmas Card A6

Size Inches:                      Size mm:                      Stitch Count:

6.25 X 4.62 in. 158.75 X 117.35 mm 7335 St.








	1.Card Placement Guide.....	2250
	2.Red Fabric Placement Stitch .....	2250
	3.Fabric Tackdown.....	2250
	4.Letter and Leaf.....	6011
	5.Letter and Berry.....	2250
	6.Letter.....	4752
	7.Letter.....	1720
	8.Word and Linework.....	0003
	9.Letter and Diamonds.....	1840

## 12967-25 Snowflakes Card A6

Size Inches:                      Size mm:                      Stitch Count:

6.25 X 4.62 in. 158.75 X 117.35 mm 7157 St.



	1.Card Placement Guide.....	0145
	2.Cream Fabric Placement Stitch .....	0145
	3.Fabric Tackdown .....	0145
	4.Snowflakes and Detail.....	0145
	5.Snowflakes.....	4752