


Note: Some designs in this collection may have been created using unique special stitches and/or techniques. To preserve design integrity when rescaling or rotating designs in your software, always rescale or rotate designs using the handles directly on-screen.



12964-01 Back Wall 1 FSA | 12964-0

Size Inches: Size mm: Stitch Count:
4.39 X 3.16 in. 111.51 X 80.26 mm 16444 St.

- 1.Fiber Form/White Fabric Placement0015
- 2.Cut Line and Tackdown.....0015
- 3.Cover Stitch and Detail.....0015



12964-02 Side Wall FSA | 12964-02

Size Inches: Size mm: Stitch Count:
3.13 X 3.85 in. 79.50 X 97.79 mm 17942 St.

- 1.Fiber Form/White Fabric Placement0015
- 2.Cut Line and Tackdown.....0015
- 3.Fiber Form/White Fabric Placement0015
- 4.Cut Line and Tackdown0015
- 5.Cover Stitch and Detail.....0015

Note: Some designs in this collection may have been created using unique special stitches and/or techniques. To preserve design integrity when rescaling or rotating designs in your software, always rescale or rotate designs using the handles directly on-screen.



12964-03 Front Door Wall FSA

Size Inches: Size mm: Stitch Count:

4.39 X 3.16 in. 111.51 X 80.26 mm 15624 St.


- 1.Fiber Form/White Fabric Placement0015
- 2.Cut Line and Tackdown0015
- 3.Cream Fabric Placement Stitch.....0015
- 4.Cut Line and Tackdown.....0015
- 5.Cover Stitch and Detail0015
- 6.Door Detail.....0015

12964-04 Side Roof FSA | 12964-04

Size Inches: Size mm: Stitch Count:

4.11 X 4.68 in. 104.39 X 118.87 mm 22636 St.

- 1.Fiber Form/Cream Fabric Placement0015
- 2.Cut Line and Tackdown0015
- 3.Cover Stitch and Detail.....0015




Note: Some designs in this collection may have been created using unique special stitches and/or techniques. To preserve design integrity when rescaling or rotating designs in your software, always rescale or rotate designs using the handles directly on-screen.

12964-05 Side Roof with Snow FSA

Size Inches: Size mm: Stitch Count:

4.11 X 4.68 in. 104.39 X 118.87 mm 23384 St.




- 1.Fiber Form/Cream Fabric Placement0015
- 2.Cut Line and Tackdown0015
- 3.White Fabric Placement Stitch.....0015
- 4.Cut Line and Tackdown0015
- 5.Cover Stitch and Detail.....0015

12964-06 Inner Wall 1 FSA

Size Inches: Size mm: Stitch Count:

5.63 X 4.93 in. 143.00 X 125.22 mm 17225 St.



- 1.Fiber Form/White Fabric Placement0015
- 2.Cut Line and Tackdown.....0015
- 3.Cover Stitch and Detail.....0015

Note: Some designs in this collection may have been created using unique special stitches and/or techniques. To preserve design integrity when rescaling or rotating designs in your software, always rescale or rotate designs using the handles directly on-screen.



12964-07 Front Window Wall FSA | 1

Size Inches: Size mm: Stitch Count:

7.82 X 2.91 in. 198.63 X 73.91 mm 31424 St.

- 1.Fiber Form/White Fabric Placement0015
- 2.Cut Line and Tackdown.....0015
- 3.Fiber Form/White Fabric Placement0015
- 4.Cut Line and Tackdown.....0015
- 5.Fiber Form/White Fabric Placement0015
- 6.Cut Line and Tackdown.....0015
- 7.Cream Fabric Placement Stitch.....0015
- 8.Cut Line and Tackdown.....0015
- 9.Cover Stitch and Detail.....0015
- 10.Sign Detail.....0015



12964-08 Inner Wall 2 FSA

Size Inches: Size mm: Stitch Count:

5.62 X 4.75 in. 142.75 X 120.65 mm 28115 St.

- 1.Fiber Form/White Fabric Placement0015
- 2.Cut Line and Tackdown0015
- 3.Cover Stitch and Detail.....0015

Note: Some designs in this collection may have been created using unique special stitches and/or techniques. To preserve design integrity when rescaling or rotating designs in your software, always rescale or rotate designs using the handles directly on-screen.



12964-09 Back Wall 2 FSA | 12964-0

Size Inches: Size mm: Stitch Count:

7.82 X 3.08 in. 198.63 X 78.23 mm 32238 St.

- 1.Fiber Form/White Fabric Placement0015
- 2.Cut Line and Tackdown.....0015
- 3.Fiber Form/White Fabric Placement0015
- 4.Cut Line and Tackdown.....0015
- 5.Fiber Form/White Fabric Placement0015
- 6.Cut Line and Tackdown.....0015
- 7.White Fabric Placement Stitch.....0015
- 8.Cut Line and Tackdown.....0015
- 9.Cover Stitch and Detail.....0015

12964-10 Awning FSA


Size Inches: Size mm: Stitch Count:

4.02 X 2.99 in. 102.11 X 75.95 mm 10087 St.

- 1.Fiber Form/Cream Fabric Placement0015
- 2.Cut Line and Tackdown.....0015
- 3.Cover Stitch and Detail.....0015
- 4.Lace Awning Braces.....0015



Note: Some designs in this collection may have been created using unique special stitches and/or techniques. To preserve design integrity when rescaling or rotating designs in your software, always rescale or rotate designs using the handles directly on-screen.




12964-11 Roof FSA | 12964-11

Size Inches: Size mm: Stitch Count:

6.47 X 5.58 in. 164.34 X 141.73 mm 41401 St.

- 1.Fiber Form/Cream Fabric Placement0015
- 2.Cut Line and Tackdown0015
- 3.Fiber Form/Cream Fabric Placement0015
- 4.Cut Line and Tackdown0015
- 5.Cover Stitch and Detail0015



12964-12 Roof w Snow FSA

Size Inches: Size mm: Stitch Count:

6.47 X 5.58 in. 164.34 X 141.73 mm 42835 St.

- 1.Fiber Form/Cream Fabric Placement0015
- 2.Cut Line and Tackdown0015
- 3.Fiber Form/Cream Fabric Placement0015
- 4.Cut Line and Tackdown0015
- 5.White Fabric Placement Stitch.....0015
- 6.Cut Line and Tackdown0015
- 7.White Fabric Placement Stitch.....0015
- 8.Cut Line and Tackdown0015
- 9.Cover Stitch and Detail0015

Note: Some designs in this collection may have been created using unique special stitches and/or techniques. To preserve design integrity when rescaling or rotating designs in your software, always rescale or rotate designs using the handles directly on-screen.



12964-13 Greenhouse Front Wall FSA

Size Inches: Size mm: Stitch Count:

5.51 X 3.55 in. 139.95 X 90.17 mm 18446 St.

- 1.Fiber Form/White Fabric Placement0015
- 2.Cut Line and Tackdown0015
- 3.Clear Vinyl Placement Stitch.....0015
- 4.Cut Line and Tackdown0015
- 5.Cover Stitch and Detail.....0015



12964-14 Greenhouse Side Wall FSA

Size Inches: Size mm: Stitch Count:

4.79 X 3.49 in. 121.67 X 88.65 mm 13037 St.

- 1.Fiber Form/White Fabric Placement0015
- 2.Cut Line and Tackdown0015
- 3.Clear Vinyl Placement Stitch.....0015
- 4.Cut Line and Tackdown0015
- 5.Cover Stitch and Detail0015

Note: Some designs in this collection may have been created using unique special stitches and/or techniques. To preserve design integrity when rescaling or rotating designs in your software, always rescale or rotate designs using the handles directly on-screen.



12964-15 Greenhouse Back Wall FSA

Size Inches: Size mm: Stitch Count:

5.51 X 3.55 in. 139.95 X 90.17 mm 18493 St.

- 1.Fiber Form/White Fabric Placement0015
- 2.Cut Line and Tackdown0015
- 3.Clear Vinyl Placement Stitch.....0015
- 4.Cut Line and Tackdown0015
- 5.Cover Stitch and Detail.....0015




12964-16 Greenhouse Roof FSA

Size Inches: Size mm: Stitch Count:

5.79 X 5.36 in. 147.07 X 136.14 mm 28878 St.

- 1.Fiber Form/Cream Fabric Placement0015
- 2.Cut Line and Tackdown0015
- 3.Fiber Form/Cream Fabric Placement0015
- 4.Cut Line and Tackdown0015
- 5.Clear Vinyl Placement Stitch.....0015
- 6.Cut Line and Tackdown.....0015
- 7.Clear Vinyl Placement Stitch.....0015
- 8.Cut Line and Tackdown.....0015
- 9.Cover Stitch and Detail.....0015


Note: Some designs in this collection may have been created using unique special stitches and/or techniques. To preserve design integrity when rescaling or rotating designs in your software, always rescale or rotate designs using the handles directly on-screen.



12964-17 Foundation 1 FSA | 12964-

Size Inches: Size mm: Stitch Count:
4.50 X 2.49 in. 114.30 X 63.25 mm 5687 St.

- 1.Fiber Form/Cream Fabric Placement0015
- 2.Cut Line and Tackdown0015
- 3.Cover Stitch and Detail.....0015



12964-18 Foundation 2 FSA | 12964-

Size Inches: Size mm: Stitch Count:
5.39 X 3.32 in. 136.91 X 84.33 mm 9522 St.

- 1.Fiber Form/Cream Fabric Placement0015
- 2.Cut Line and Tackdown0015
- 3.Cover Stitch and Detail.....0015

Note: Some designs in this collection may have been created using unique special stitches and/or techniques. To preserve design integrity when rescaling or rotating designs in your software, always rescale or rotate designs using the handles directly on-screen.

12964-19 Greenhouse Foundation FSA

Size Inches: Size mm: Stitch Count:

4.12 X 4.81 in. 104.65 X 122.17 mm 10919 St.

- 1.Fiber Form/Cream Fabric Placement0015
- 2.Cut Line and Tackdown0015
- 3.Cover Stitch and Detail.....0015



12964-20 Flowers 1 FSA

Size Inches: Size mm: Stitch Count:

3.03 X 3.21 in. 76.96 X 81.53 mm 15548 St.

- 1.Fiber Form/Cream Fabric Placement0015
- 2.Cut Line and Tackdown0015
- 3.Cover Stitch and Detail.....0015



Note: Some designs in this collection may have been created using unique special stitches and/or techniques. To preserve design integrity when rescaling or rotating designs in your software, always rescale or rotate designs using the handles directly on-screen.

12964-21 Flowers 2 FSA

Size Inches: Size mm: Stitch Count:

5.34 X 3.22 in. 135.64 X 81.79 mm 24899 St.



- 1.Fiber Form/Cream Fabric Placement0015
- 2.Cut Line and Tackdown0015
- 3.Cover Stitch and Detail.....0015
- 4.Fiber Form/Cream Fabric Placement0015
- 5.Cut Line and Tackdown0015
- 6.Cover Stitch and Detail.....0015

12964-22 Flowers 3 FSA

Size Inches: Size mm: Stitch Count:

4.62 X 2.20 in. 117.35 X 55.88 mm 24391 St.



- 1.Fiber Form/Cream Fabric Placement0015
- 2.Cut Line and Tackdown0015
- 3.Cover Stitch and Detail.....0015
- 4.Fiber Form/Cream Fabric Placement0015
- 5.Cut Line and Tackdown0015
- 6.Cover Stitch and Detail.....0015

Note: Some designs in this collection may have been created using unique special stitches and/or techniques. To preserve design integrity when rescaling or rotating designs in your software, always rescale or rotate designs using the handles directly on-screen.

12964-23 Holly Shrubs FSL

Size Inches: Size mm: Stitch Count:

5.46 X 2.72 in. 138.68 X 69.09 mm 16769 St.

1. Single Color Design.....0015

