







Note: Some designs in this collection may have been created using unique special stitches and/or techniques. To preserve design integrity when rescaling or rotating designs in your software, always rescale or rotate designs using the handles directly on-screen.



12961-01 Floral 1 Applique Left

Size Inches: Size mm: Stitch Count:

7.83 X 5.96 in. 198.88 X 151.38 mm 12534 St.







	1.Zipper Placement Line.....	0941
	2.Leaves.....	0941
	3.Leaves.....	0873
	4.Linework.....	0015
	5.Tan Fabric Placement Stitch.....	0015
	6.Flower Detail and Tackdown.....	0015



12961-02 Floral 1 Applique Right

Size Inches: Size mm: Stitch Count:

7.83 X 5.96 in. 198.88 X 151.38 mm 12530 St.

	1.Zipper Placement Line.....	0941
	2.Leaves.....	0941
	3.Leaves.....	0873
	4.Linework.....	0015
	5.Tan Fabric Placement Stitch.....	0015
	6.Flower Detail and Tackdown.....	0015








Note: Some designs in this collection may have been created using unique special stitches and/or techniques. To preserve design integrity when rescaling or rotating designs in your software, always rescale or rotate designs using the handles directly on-screen.



12961-03 Floral 2 Applique Left

Size Inches: Size mm: Stitch Count:

7.06 X 5.95 in. 179.32 X 151.13 mm 11798 St.








	1.Zipper Placement Line.....	1010
	2.Leaves.....	1010
	3.Leaves.....	2830
	4.Leaves.....	0221
	5.Linework.....	0015
	6.Purple Fabric Placement Stitch.....	0015
	7.Flower Detail and Tackdown.....	0015



12961-04 Floral 2 Applique Right

Size Inches: Size mm: Stitch Count:

7.06 X 5.95 in. 179.32 X 151.13 mm 11794 St.

	1.Zipper Placement Line.....	1010
	2.Leaves.....	1010
	3.Leaves.....	2830
	4.Leaves.....	0221
	5.Linework.....	0015
	6.Purple Fabric Placement Stitch.....	0015
	7.Flower Detail and Tackdown.....	0015







Note: Some designs in this collection may have been created using unique special stitches and/or techniques. To preserve design integrity when rescaling or rotating designs in your software, always rescale or rotate designs using the handles directly on-screen.



12961-05 Floral 3 Applique Left

Size Inches: Size mm: Stitch Count:

8.06 X 5.96 in. 204.72 X 151.38 mm 8427 St.







	1.Zipper Placement Line.....	3410
	2.Leaves.....	3410
	3.Leaves.....	3652
	4.Linework.....	0015
	5.Pink Fabric Placement Stitch.....	0015
	6.Flower Detail and Tackdown.....	0015



12961-06 Floral 3 Applique Right

Size Inches: Size mm: Stitch Count:

8.06 X 5.96 in. 204.72 X 151.38 mm 8427 St.

	1.Zipper Placement Line.....	3410
	2.Leaves.....	3410
	3.Leaves.....	3652
	4.Linework.....	0015
	5.Pink Fabric Placement Stitch.....	0015
	6.Flower Detail and Tackdown.....	0015







Note: Some designs in this collection may have been created using unique special stitches and/or techniques. To preserve design integrity when rescaling or rotating designs in your software, always rescale or rotate designs using the handles directly on-screen.



12961-07 Lotus Applique Left

Size Inches: Size mm: Stitch Count:

7.20 X 5.96 in. 182.88 X 151.38 mm 9993 St.







	1.Zipper Placement Line.....	0454
	2.Swirls.....	0454
	3.Swirls.....	0352
	4.Linework.....	0015
	5.Orange Fabric Placement Stitch.....	0015
	6.Flower Detail and Tackdown.....	0015




12961-08 Lotus Applique Right

Size Inches: Size mm: Stitch Count:

7.20 X 5.96 in. 182.88 X 151.38 mm 9993 St.

	1.Zipper Placement Line.....	0454
	2.Swirls.....	0454
	3.Swirls.....	0352
	4.Linework.....	0015
	5.Orange Fabric Placement Stitch.....	0015
	6.Flower Detail and Tackdown.....	0015








Note: Some designs in this collection may have been created using unique special stitches and/or techniques. To preserve design integrity when rescaling or rotating designs in your software, always rescale or rotate designs using the handles directly on-screen.




12961-09 Southwest Applique Left

Size Inches: Size mm: Stitch Count:

7.65 X 5.89 in. 194.31 X 149.61 mm 14171 St.








	1.Zipper Placement Line.....	1355
	2.Detail.....	1355
	3.Detail.....	1233
	4.Detail.....	1252
	5.Linework.....	0015
	6.Brown Fabric Placement Stitch.....	0015
	7.Diamond Detail and Tackdown.....	0015



12961-10 Southwest Applique Right

Size Inches: Size mm: Stitch Count:

7.65 X 5.89 in. 194.31 X 149.61 mm 14171 St.

	1.Zipper Placement Line.....	1355
	2.Detail.....	1355
	3.Detail.....	1233
	4.Detail.....	1252
	5.Linework.....	0015
	6.Brown Fabric Placement Stitch.....	0015
	7.Diamond Detail and Tackdown.....	0015

Note: Some designs in this collection may have been created using unique special stitches and/or techniques. To preserve design integrity when rescaling or rotating designs in your software, always rescale or rotate designs using the handles directly on-screen.



12961-11 Sun Applique Left

Size Inches: Size mm: Stitch Count:

7.58 X 5.54 in. 192.53 X 140.72 mm 15144 St.

- 1.Zipper Placement Line.....0622
- 2.Rays.....0622
- 3.Rays.....0520
- 4.Yellow Fabric Placement Stitch.....0015
- 5.Sun Detail and Tackdown.....0015



12961-12 Sun Applique Right

Size Inches: Size mm: Stitch Count:

7.58 X 5.54 in. 192.53 X 140.72 mm 15144 St.

- 1.Zipper Placement Line.....0622
- 2.Rays.....0622
- 3.Rays.....0520
- 4.Yellow Fabric Placement Stitch.....0015
- 5.Sun Detail and Tackdown.....0015

Note: Some designs in this collection may have been created using unique special stitches and/or techniques. To preserve design integrity when rescaling or rotating designs in your software, always rescale or rotate designs using the handles directly on-screen.



12961-13 Damask Applique Left

Size Inches: Size mm: Stitch Count:

6.86 X 5.83 in. 174.24 X 148.08 mm 10177 St.

- 1.Zipper Placement Line.....0552
- 2.Swirls.....0552
- 3.Swirls.....0131
- 4.Grey Fabric Placement Stitch.....0015
- 5.Fleur De Lis Detail and Tackdown.....0015



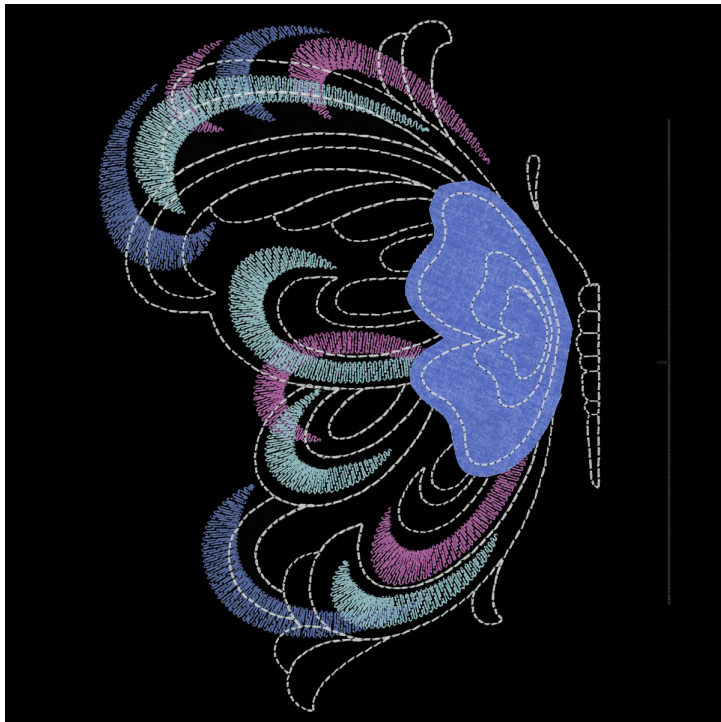
12961-14 Damask Applique Right

Size Inches: Size mm: Stitch Count:

6.86 X 5.83 in. 174.24 X 148.08 mm 10173 St.

- 1.Zipper Placement Line.....0552
- 2.Swirls.....0552
- 3.Swirl.....0131
- 4.Grey Fabric Placement Stitch.....0015
- 5.Fleur De Lis Detail and Tackdown.....0015








Note: Some designs in this collection may have been created using unique special stitches and/or techniques. To preserve design integrity when rescaling or rotating designs in your software, always rescale or rotate designs using the handles directly on-screen.

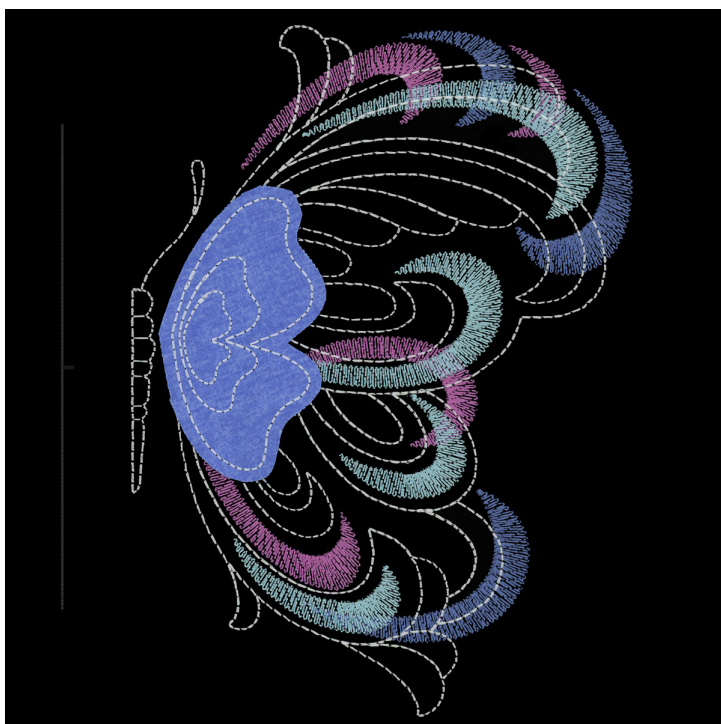


12961-15 Butterfly Applique Left

Size Inches: Size mm: Stitch Count:

7.20 X 5.99 in. 182.88 X 152.15 mm 12057 St.








	1.Zipper Placement Line.....	3620
	2.Wing Swirls.....	3620
	3.Wing Swirls.....	2510
	4.Wing Swirls.....	4430
	5.Linework.....	0015
	6.Blue Fabric Placement Stitch.....	0015
	7.Wing Detail and Tackdown.....	0015



12961-16 Butterfly Applique Right

Size Inches: Size mm: Stitch Count:

7.20 X 5.99 in. 182.88 X 152.15 mm 12053 St.

	1.Zipper Placement Line.....	3620
	2.Wing Swirls.....	3620
	3.Wing Swirls.....	2510
	4.Wing Swirls.....	4430
	5.Linework.....	0015
	6.Blue Fabric Placement Stitch.....	0015
	7.Wing Detail and Tackdown.....	0015