









Note: Some designs in this collection may have been created using unique special stitches and/or techniques. To preserve design integrity when rescaling or rotating designs in your software, always rescale or rotate designs using the handles directly on-screen.

12953-01 Cardinal Body FSA

Size Inches: Size mm: Stitch Count:

6.72 X 3.76 in. 170.69 X 95.50 mm 7123 St.






	1.Fiber Form/Front and Back Felt	1902
	2.Cut Line and Tackdown.....	1902
	3.Cover Stitch and Hole Punch.....	1902
	4.Cover Stitch and Face.....	4174
	5.Beak.....	1310
	6.Eye.....	0020
	7.Eye.....	0010

12953-02 Cardinal Wings FSA

Size Inches: Size mm: Stitch Count:

8.54 X 1.65 in. 216.92 X 41.91 mm 5166 St.



	1.Fiber Form/Front and Back Felt	1902
	2.Cut Line and Tackdown.....	1902
	3.Cover Stitch and Lace.....	1902






Note: Some designs in this collection may have been created using unique special stitches and/or techniques. To preserve design integrity when rescaling or rotating designs in your software, always rescale or rotate designs using the handles directly on-screen.

12953-03 Branch & Twigs FSA

Size Inches: Size mm: Stitch Count:

8.06 X 4.32 in. 204.72 X 109.73 mm 23018 St.





	1.Fiber Form/Front and Back Fabric	1055
	2.Cut Line and Tackdown.....	1055
	3.Lace Leaves.....	5833
	4.Cover Stitch/ Lace and Detail.....	1055
	5.Feet.....	0504

12953-04 Twigs FSL

Size Inches: Size mm: Stitch Count:

3.23 X 2.79 in. 82.04 X 70.87 mm 8941 St.



	1.Lace Branches.....	1055
	2.Lace Leaves.....	5833











Note: Some designs in this collection may have been created using unique special stitches and/or techniques. To preserve design integrity when rescaling or rotating designs in your software, always rescale or rotate designs using the handles directly on-screen.



12953-05 Cardinals Appear When Ang

Size Inches: Size mm: Stitch Count:

5.86 X 5.47 in. 148.84 X 138.94 mm 24156 St.

	1.Vines.....	5510
	2.Leaves.....	5542
	3.Leaves.....	5643
	4.Berries.....	1902
	5.Cardinal.....	1902
	6.Cardinal Wing.....	1912
	7.Cardinal Face.....	4174
	8.Cardinal Beak.....	1310
	9.Lettering.....	1902
	10.Lettering.....	0020