

Note: Some designs in this collection may have been created using unique special stitches and/or techniques. To preserve design integrity when rescaling or rotating designs in your software, always rescale or rotate designs using the handles directly on-screen.



12950-01 1st Floor Side Wall 1 FSA

Size Inches: Size mm: Stitch Count:

4.53 X 3.31 in. 115.06 X 84.07 mm 17207 St.

	1.Fiber Form Placement Stitch.....	2830
	2.Cut Line and Tackdown.....	2830
	3.Black Vinyl Placement Stitch	2830
	4.Cut Line and Tackdown	2830
	5.Purple Vinyl Placement Stitch	2830
	6.Cut Line and Tackdown	2830
	7.Wall Detail.....	2830
	8.Wall Detail and Lace.....	0105
	9.Window Lace.....	0010
	10.Wall Crack.....	4174
	11.Wall Detail and Lace.....	0108
	12.Wall Cover Stitch and Lace.....	4174
	13.Wall Detail.....	0010

12950-02 1st Floor Front Wall FSA

Size Inches: Size mm: Stitch Count:

6.88 X 5.44 in. 174.75 X 138.18 mm 25277 St.



	1.Fiber Form Placement Stitch.....	2830
	2.Cut Line and Tackdown.....	2830
	3.Green Vinyl Placement Stitch.....	2830
	4.Cut Line and Tackdown.....	2830
	5.Black Vinyl Placement Stitch.....	2830
	6.Cut Line and Tackdown.....	2830
	7.Purple Vinyl Placement Stitch.....	2830
	8.Cut Line and Tackdown.....	2830
	9.Wall Detail.....	2830
	10.Wall Detail.....	6141
	11.Wall Lace and Detail.....	0105
	12.Window Lace.....	0010
	13.Wall Crack.....	4174
	14.Wall Lace and Detail.....	0108
	15.Wall Cover Stitch.....	4174
	16.Wall Detail.....	0010

Note: Some designs in this collection may have been created using unique special stitches and/or techniques. To preserve design integrity when rescaling or rotating designs in your software, always rescale or rotate designs using the handles directly on-screen.



12950-03 1st Floor Side Wall 2 FSA

Size Inches: Size mm: Stitch Count:


4.52 X 2.76 in. 114.81 X 70.10 mm 11927 St.

	1.Fiber Form/Purple Vinyl Placement	2830
	2.Cut Line and Tackdown.....	2830
	3.Wall Detail.....	2830
	4.Window Lace and Detail.....	0105
	5.Window Lace.....	0010
	6.Lower Side Wall Crack.....	4174
	7.Wall Detail.....	0108
	8.Wall Cover Stitch and Lace.....	4174
	9.Wall Detail.....	0010

12950-04 Front Door Walls FSA | 12

Size Inches: Size mm: Stitch Count:

6.15 X 4.19 in. 156.21 X 106.43 mm 18892 St.



	1.Fiber Form Placement Stitch.....	6141
	2.Cut Line and Tackdown.....	6141
	3.Green Vinyl Placement Stitch	6141
	4.Cut Line and Tackdown	6141
	5.Black Vinyl Placement Stitch	6141
	6.Cut Line and Tackdown	6141
	7.Wall Detail.....	6141
	8.Wall and Door Knob.....	0105
	9.Wall Crack.....	4174
	10.Door and Wall Detail.....	0108
	11.Lace Tabs.....	2830
	12.Wall Cover Stitch and Lace.....	4174
	13.Door Detail.....	0010

Note: Some designs in this collection may have been created using unique special stitches and/or techniques. To preserve design integrity when rescaling or rotating designs in your software, always rescale or rotate designs using the handles directly on-screen.

12950-05 Front Door Roof FSA | 129

Size Inches: Size mm: Stitch Count:

4.77 X 2.65 in. 121.16 X 67.31 mm 13299 St.




- 1.Fiber Form/Black Vinyl Placement0108
- 2.Cut Line and Tackdown.....0108
- 3.Roof and Lace Tabs.....0108
- 4.Roof Cover Stitch.....4174

12950-06 1st Floor Back Wall FSA


Size Inches: Size mm: Stitch Count:

6.86 X 5.64 in. 174.24 X 143.26 mm 25893 St.



- 1.Fiber Form Placement Stitch.....2830
- 2.Tackdown and Cut Line.....2830
- 3.Green Vinyl Placement Stitch2830
- 4.Cut Line and Tackdown2830
- 5.Black Vinyl Placement Stitch.....2830
- 6.Cut Line and Tackdown2830
- 7.Purple Vinyl Placement Stitch.....2830
- 8.Cut Line and Tackdown2830
- 9.Wall Detail.....2830
- 10.Wall Detail.....6141
- 11.Window Lace and Wall.....0105
- 12.Window Lace.....0010
- 13.Lower Back Wall Crack and Door.....4174
- 14.Back Wall Detail.....0108
- 15.Wall Cover Stitch and Lace.....4174
- 16.Wall Detail.....0010







Note: Some designs in this collection may have been created using unique special stitches and/or techniques. To preserve design integrity when rescaling or rotating designs in your software, always rescale or rotate designs using the handles directly on-screen.



12950-07 1st Floor Roof 1 FSA

Size Inches: Size mm: Stitch Count:

5.89 X 5.85 in. 149.61 X 148.59 mm 28338 St.







	1.Fiber Form/Black Vinyl Placement	6141
	2.Cut Line and Tackdown.....	6141
	3.Roof Lace.....	6141
	4.Roof Detail.....	0108
	5.Roof Cover Stitch and Lace.....	4174
	6.Roof Detail.....	0010




12950-08 1st Floor Roof 2 FSA

Size Inches: Size mm: Stitch Count:

5.32 X 5.85 in. 135.13 X 148.59 mm 23928 St.

	1.Fiber Form/Black Vinyl Placement	6141
	2.Cut Line and Tackdown	6141
	3.Roof Lace.....	6141
	4.Roof Detail.....	0108
	5.Roof Cover Stitch and Lace.....	4174
	6.Roof Detail.....	0010

Note: Some designs in this collection may have been created using unique special stitches and/or techniques. To preserve design integrity when rescaling or rotating designs in your software, always rescale or rotate designs using the handles directly on-screen.



12950-09 Balcony Walls FSA


Size Inches: Size mm: Stitch Count:
7.25 X 4.47 in. 184.15 X 113.54 mm 24687 St.

- 1.Fiber Form/Green Vinyl Placement6141
- 2.Cut Line and Tackdown.....6141
- 3.Balcony Detail.....6141
- 4.Lace Tab.....0108
- 5.Balcony Cover Stitch and Lace.....4174


12950-10 Balcony Floor FSA

Size Inches: Size mm: Stitch Count:
1.86 X 4.08 in. 47.24 X 103.63 mm 3832 St.

- 1.Fiber Form/Green Fabric Placement6141
- 2.Cut Line and Tackdown.....6141
- 3.Balcony Floor and Lace.....6141
- 4.Balcony Floor Lace Buttons.....0108
- 5.Balcony Floor Cover Stitch.....4174



Note: Some designs in this collection may have been created using unique special stitches and/or techniques. To preserve design integrity when rescaling or rotating designs in your software, always rescale or rotate designs using the handles directly on-screen.




12950-11 1st Floor Roof Decor Fron

Size Inches: Size mm: Stitch Count:

6.28 X 4.64 in. 159.51 X 117.86 mm 12047 St.

■ 1.Single Color Design.....4174



12950-12 1st Floor Roof Decor Back

Size Inches: Size mm: Stitch Count:

6.28 X 4.64 in. 159.51 X 117.86 mm 12019 St.


■ 1.Single Color Design.....4174

Note: Some designs in this collection may have been created using unique special stitches and/or techniques. To preserve design integrity when rescaling or rotating designs in your software, always rescale or rotate designs using the handles directly on-screen.

12950-13 2nd Floor Side Wall 1 FSA

Size Inches: Size mm: Stitch Count:

3.60 X 3.29 in. 91.44 X 83.57 mm 7743 St.



- 1.Fiber Form/Purple Vinyl Placement2830
- 2.Cut Line and Tackdown.....2830
- 3.Wall Detail.....2830
- 4.Lace Tab.....0108
- 5.Wall Cover Stitch and Lace.....4174

12950-14 2nd Floor Front Wall FSA

Size Inches: Size mm: Stitch Count:

5.39 X 3.47 in. 136.91 X 88.14 mm 7750 St.











- 1.Fiber Form/Purple Vinyl Placement2830
- 2.Cut Line and Tackdown.....2830
- 3.Wall Detail.....2830
- 4.Window Lace.....0010
- 5.Window Lace and Buttons.....0108
- 6.Wall Cover Stitch.....4174
- 7.Window Detail.....0010


Note: Some designs in this collection may have been created using unique special stitches and/or techniques. To preserve design integrity when rescaling or rotating designs in your software, always rescale or rotate designs using the handles directly on-screen.



12950-15 2nd Floor Side Wall 2 FSA






Size Inches: Size mm: Stitch Count:
5.10 X 3.29 in. 129.54 X 83.57 mm 13541 St.

	1.Fiber Form/Purple Vinyl Placement	2830
	2.Cut Line and Tackdown.....	2830
	3.Wall Detail.....	2830
	4.Window Lace.....	0105
	5.Window Lace.....	0010
	6.Lace Tab.....	0108
	7.Wall Cover Stitch and Lace.....	4174
	8.Window Detail.....	0010




12950-16 2nd Floor Back Wall FSA

Size Inches: Size mm: Stitch Count:
5.40 X 3.72 in. 137.16 X 94.49 mm 6229 St.

	1.Fiber Form/Purple Vinyl Placement	2830
	2.Cut Line and Tackdown.....	2830
	3.Wall Detail.....	2830
	4.Lace Buttons.....	0108
	5.Wall Cover Stitch and Lace.....	4174







Note: Some designs in this collection may have been created using unique special stitches and/or techniques. To preserve design integrity when rescaling or rotating designs in your software, always rescale or rotate designs using the handles directly on-screen.



12950-17 2nd Floor Roof FSA

Size Inches: Size mm: Stitch Count:

7.76 X 4.73 in. 197.10 X 120.14 mm 34890 St.


	1.Fiber Form/Black Vinyl Placement	2830
	2.Cut Line and Tackdown.....	2830
	3.Roof Lace.....	2830
	4.Roof Detail.....	0108
	5.Roof Cover Stitch and Lace.....	4174
	6.Roof Detail.....	0010

12950-18 2nd Floor Roof Decor FSL


Size Inches: Size mm: Stitch Count:

5.60 X 4.86 in. 142.24 X 123.44 mm 19430 St.

	1.Single Color Design.....	4174
---	----------------------------	------










Note: Some designs in this collection may have been created using unique special stitches and/or techniques. To preserve design integrity when rescaling or rotating designs in your software, always rescale or rotate designs using the handles directly on-screen.



12950-19 3rd Floor Walls FSA

Size Inches: Size mm: Stitch Count:

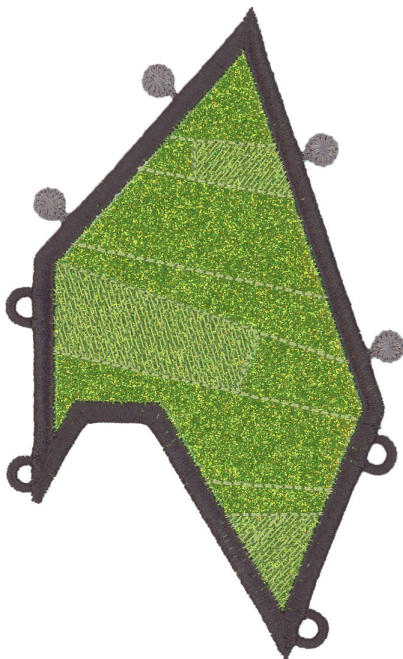
7.57 X 5.88 in. 192.28 X 149.35 mm 17641 St.






	1.Fiber Form/Green Vinyl Placement	6141
	2.Cut Line and Tackdown.....	6141
	3.Wall Detail.....	6141
	4.Window Lace.....	0105
	5.Window Lace.....	0010
	6.Lace Tabs and Buttons.....	0108
	7.Wall Cover Stitch and Lace.....	4174

12950-20 3rd Floor Back Wall FSA


Size Inches: Size mm: Stitch Count:

5.07 X 3.10 in. 128.78 X 78.74 mm 5421 St.



	1.Fiber Form/Green Vinyl Placement	6141
	2.Cut Line and Tackdown.....	6141
	3.Wall Detail.....	6141
	4.Lace Buttons.....	0108
	5.Wall Cover Stitch and Lace.....	4174

Note: Some designs in this collection may have been created using unique special stitches and/or techniques. To preserve design integrity when rescaling or rotating designs in your software, always rescale or rotate designs using the handles directly on-screen.



12950-21 3rd Floor Roof FSA

Size Inches: Size mm: Stitch Count:

7.23 X 3.26 in. 183.64 X 82.80 mm 24854 St.

- 1.Fiber Form/Black Vinyl Placement6141
- 2.Cut Line and Tackdown.....6141
- 3.Roof Lace.....6141
- 4.Roof Detail.....0108
- 5.Roof Cover Stitch and Lace.....4174
- 6.Roof Detail.....0010

12950-22 Floor FSA | 12950-22

Size Inches: Size mm: Stitch Count:

4.86 X 4.60 in. 123.44 X 116.84 mm 8079 St.

- 1.Fiber Form/Black Vinyl Placement0108
- 2.Cut Line and Tackdown.....0108
- 3.Floor Cover Stitch and Lace.....0108

