





















Note: Some designs in this collection may have been created using unique special stitches and/or techniques. To preserve design integrity when rescaling or rotating designs in your software, always rescale or rotate designs using the handles directly on-screen.



## 12946-01 Block 1 Tile

Size Inches:                      Size mm:                      Stitch Count:

4.75 X 4.75 in. 120.65 X 120.65 mm 23308 St.

	1.Dark Red Fabric Placement Stitch.....	2250
	2.Cut Line and Tackdown.....	2250
	3.Cover Stitch and Linework.....	2250
	4.Holly.....	1900
	5.Linework.....	2022
	6.Pine Needles.....	0352
	7.Pine Needles.....	5832
	8.Leaves and Pine Needles.....	5743
	9.Leaves.....	5832
	10.Leaves.....	5643
	11.Leaves.....	5542
	12.Leaves.....	5743
	13.Stems.....	0853
	14.Flower.....	4174
	15.Flower.....	2022
	16.Flower.....	2101
	17.Flower.....	2011
	18.Flower.....	2115
	19.Flower.....	1900
	20.Seam/ Match Fabric.....	2101




















Note: Some designs in this collection may have been created using unique special stitches and/or techniques. To preserve design integrity when rescaling or rotating designs in your software, always rescale or rotate designs using the handles directly on-screen.



## 12946-02 Block 2 Tile

Size Inches:                      Size mm:                      Stitch Count:

4.72 X 4.72 in. 119.89 X 119.89 mm 21080 St.

	1.Green Fabric Placement Stitch.....	5770
	2.Cut Line and Tackdown.....	5770
	3.Cover Stitch and Linework.....	5770
	4.Holly.....	5422
	5.Linework.....	5770
	6.Pinecone .....	1375
	7.Pinecone .....	0776
	8.Pinecone .....	0763
	9.Pinecone .....	0781
	10.Pine Needles.....	0352
	11.Pine Needles.....	5832
	12.Pine Needles.....	5743
	13.Stems.....	0853
	14.Bow.....	2101
	15.Bow.....	2022
	16.Bow.....	2115
	17.Bow.....	1900
	18.Bow.....	1753
	19.Seam/ Match Fabric.....	5743

Note: Some designs in this collection may have been created using unique special stitches and/or techniques. To preserve design integrity when rescaling or rotating designs in your software, always rescale or rotate designs using the handles directly on-screen.



## 12946-03 Block 3 Tile

Size Inches:                      Size mm:                      Stitch Count:  
4.74 X 4.72 in. 120.40 X 119.89 mm 24415 St.

	1.Light Red Fabric Placement Stitch.....	2250
	2.Cut Line and Tackdown.....	2250
	3.Cover Stitch and Linework.....	2250
	4.Holly.....	2022
	5.Linework.....	5770
	6.Pine Needles.....	0352
	7.Pine Needles.....	5832
	8.Pine Needles and Leaves.....	5743
	9.Leaves.....	5643
	10.Leaves.....	5565
	11.Leaves.....	5542
	12.Flower.....	0781
	13.Flower.....	0670
	14.Flower.....	2152
	15.Flower.....	2011
	16.Flower.....	0010
	17.Flower.....	0822
	18.Flower.....	0310
	19.Seam/ Match Fabric.....	2011























Note: Some designs in this collection may have been created using unique special stitches and/or techniques. To preserve design integrity when rescaling or rotating designs in your software, always rescale or rotate designs using the handles directly on-screen.



## 12946-04 Block 4 Tile

Size Inches:                      Size mm:                      Stitch Count:

4.72 X 4.72 in. 119.89 X 119.89 mm 23313 St.

	1.Green Fabric Placement Stitch.....	5770
	2.Cut Line and Tackdown.....	5770
	3.Cover Stitch and Linework.....	5770
	4.Holly.....	5422
	5.Linework.....	2250
	6.Pine Needles.....	5832
	7.Leaves.....	5542
	8.Leaves and Pine Needles.....	5743
	9.Pine Needles.....	5643
	10.Leaves.....	5422
	11.Leaves.....	5326
	12.Leaves.....	5565
	13.Bract.....	2022
	14.Bract.....	2101
	15.Bract.....	1900
	16.Bract.....	1753
	17.Bract.....	2115
	18.Flower.....	0310
	19.Flower.....	0520
	20.Seam/ Match Fabric.....	5565





















Note: Some designs in this collection may have been created using unique special stitches and/or techniques. To preserve design integrity when rescaling or rotating designs in your software, always rescale or rotate designs using the handles directly on-screen.



## 12946-05 Block 5 Tile

Size Inches:                      Size mm:                      Stitch Count:  
4.71 X 4.71 in. 119.63 X 119.63 mm 28621 St.
















	1.Light Red Fabric Placement Stitch.....	5770
	2.Cut Line and Tackdown.....	5770
	3.Cover Stitch and Linework.....	5770
	4.Holly.....	2022
	5.Linework.....	2250
	6.Leaves.....	5743
	7.Leaves.....	5643
	8.Leaves.....	5542
	9.Leaves.....	5565
	10.Stems.....	0853
	11.Berries.....	2022
	12.Berries.....	2101
	13.Berries.....	1900
	14.Flower.....	1753
	15.Flower.....	2250
	16.Flower.....	2152
	17.Flower.....	0010
	18.Seam/ Match Fabric.....	0010

Note: Some designs in this collection may have been created using unique special stitches and/or techniques. To preserve design integrity when rescaling or rotating designs in your software, always rescale or rotate designs using the handles directly on-screen.



## 12946-06 Block 6 Tile












Size Inches:                      Size mm:                      Stitch Count:  
4.72 X 4.71 in. 119.89 X 119.63 mm 19104 St.

	1.Dark Red Fabric Placement Stitch.....	2250
	2.Cut Line and Tacdown.....	2250
	3.Cover Stitch and Linework.....	2250
	4.Holly.....	1900
	5.Linework.....	5422
	6.Pine Needles.....	0352
	7.Pine Needles.....	5832
	8.Pine Needles.....	5743
	9.Pine Needles.....	5643
	10.Stems.....	0853
	11.Pinecones.....	1375
	12.Pinecones.....	0776
	13.Pinecones.....	0763
	14.Pinecones.....	0781
	15.Seam/ Match Fabric.....	0781




## 12946-07 Square Tile 1

Size Inches:                      Size mm:                      Stitch Count:  
4.50 X 4.50 in. 114.30 X 114.30 mm 19124 St.

	1.White Fabric Placement Stitch.....	5770
	2.Cut Line and Tackdown.....	5770
	3.Cover Stitch and Linework.....	5770
	4.Holly.....	2250
	5.Linework.....	2022
	6.Leaves.....	5832
	7.Leaves.....	5542
	8.Leaves.....	5743
	9.Leaves.....	5643
	10.Flower.....	2022
	11.Flower.....	2101
	12.Flower.....	2115
	13.Flower.....	1900
	14.Flower.....	1753
	15.Seam/ Match Fabric.....	1900



Note: Some designs in this collection may have been created using unique special stitches and/or techniques. To preserve design integrity when rescaling or rotating designs in your software, always rescale or rotate designs using the handles directly on-screen.



## 12946-08 Square Tile 2

Size Inches:                      Size mm:                      Stitch Count:  
4.50 X 4.50 in. 114.30 X 114.30 mm 22754 St.

	1. Dark Red Fabric Placement Stitch.....	1900
	2. Cut Line and Tackdown.....	1900
	3. Center Holly.....	1900
	4. Linework.....	2250
	5. Leaves.....	5832
	6. Leaves.....	5743
	7. Leaves.....	5643
	8. Leaves.....	5542
	9. Leaves.....	5565
	10. Stems and Detail.....	0853
	11. Cover Stitch.....	2250
	12. Berries.....	2101
	13. Berries.....	1900
	14. Seam/ Match Fabric.....	2250



## 12946-09 Square Tile 3

Size Inches:                      Size mm:                      Stitch Count:  
4.50 X 4.50 in. 114.30 X 114.30 mm 11427 St.

	1. Linework.....	5770
	2. Holly and Detail.....	5422
	3. Seam/ Match Fabric.....	5422



Note: Some designs in this collection may have been created using unique special stitches and/or techniques. To preserve design integrity when rescaling or rotating designs in your software, always rescale or rotate designs using the handles directly on-screen.



### 12946-10 Square Tile 4

Size Inches:                      Size mm:                      Stitch Count:  
4.50 X 4.50 in. 114.30 X 114.30 mm 4912 St.

	1.Center.....	2022
	2.Linework.....	2250
	3.Seam/ Match Fabric.....	2022



### 12946-11 Border 1 Square Tile

Size Inches:                      Size mm:                      Stitch Count:  
4.50 X 4.50 in. 114.30 X 114.30 mm 16376 St.

	1.Linework.....	2250
	2.Linework.....	5770
	3.Holly.....	1900
	4.Pine Needles and Leaves.....	0352
	5.Pine Needles and Leaves.....	5832
	6.Pine Needles and Leaves.....	5743
	7.Stems.....	0853
	8.Leaves.....	5542
	9.Leaves.....	5643
	10.Flowers.....	2115
	11.Flowers.....	2011
	12.Flowers.....	2101
	13.Flowers.....	1900
	14.Seam/ Match Fabric.....	0352

















Note: Some designs in this collection may have been created using unique special stitches and/or techniques. To preserve design integrity when rescaling or rotating designs in your software, always rescale or rotate designs using the handles directly on-screen.



## 12946-12 Border 1 Rectangle Tile

Size Inches:                      Size mm:                      Stitch Count:

9.00 X 4.50 in. 228.60 X 114.30 mm 33124 St.

	1.Pine Needles and Leaves.....	0352
	2.Pine Needles and Leaves.....	5832
	3.Pine Needles and Leaves.....	5743
	4.Stems.....	0853
	5.Leaves.....	5542
	6.Leaves.....	5643
	7.Flowers.....	2115
	8.Flowers.....	2011
	9.Flowers.....	2101
	10.Flower.....	1900
	11.Linework.....	2250
	12.Linework.....	5770
	13.Holly.....	1900
	14.Seam/ Match Fabric.....	0352



## 12946-13 Border 2 Square Tile

Size Inches:                      Size mm:                      Stitch Count:

4.50 X 4.50 in. 114.30 X 114.30 mm 5710 St.

	1.Linework.....	5770
	2.Holly.....	5422
	3.Seam/ Match Fabric.....	5422



Note: Some designs in this collection may have been created using unique special stitches and/or techniques. To preserve design integrity when rescaling or rotating designs in your software, always rescale or rotate designs using the handles directly on-screen.



## 12946-14 Border 2 Rectangle Tile

Size Inches:                      Size mm:                      Stitch Count:

9.00 X 4.50 in. 228.60 X 114.30 mm 11230 St.

	1.Linework.....	5770
	2.Holly.....	5422
	3.Seam/ Match Fabric.....	5422



## 12946-15 Border 3 Square Tile


Size Inches:                      Size mm:                      Stitch Count:

4.50 X 4.50 in. 114.30 X 114.30 mm 6914 St.

	1.Design and Linework.....	2022
	2.Seam Match Fabric.....	2022



Note: Some designs in this collection may have been created using unique special stitches and/or techniques. To preserve design integrity when rescaling or rotating designs in your software, always rescale or rotate designs using the handles directly on-screen.



## 12946-16 Border 3 Rectangle Tile

Size Inches:                      Size mm:                      Stitch Count:

9.00 X 4.50 in. 228.60 X 114.30 mm 13772 St.

	1.Design and Linework.....	2022
	2.Seam/ Match Fabric.....	2022



## 12946-17 Napkin Corner 1 FSL

Size Inches:                      Size mm:                      Stitch Count:

4.68 X 4.01 in. 118.87 X 101.85 mm 23187 St.

	1.Napkin Corner Placement Stitch.....	5770
	2.Cut Line and Tackdown.....	5770
	3.Linework.....	5770
	4.Cover Stitch and Holly.....	5422
	5.Cover Stitch and Lace.....	5770
	6.Lace.....	5422
	7.Lace.....	1900






Note: Some designs in this collection may have been created using unique special stitches and/or techniques. To preserve design integrity when rescaling or rotating designs in your software, always rescale or rotate designs using the handles directly on-screen.

## 12946-18 Napkin Corner 2 FSL

Size Inches:                      Size mm:                      Stitch Count:

4.75 X 4.08 in. 120.65 X 103.63 mm 25767 St.







	1.Napkin Corner Placement Stitch.....	5422
	2.Cut Line and Tackdown.....	5422
	3.Cover Stitch and Detail.....	5422
	4.Lace.....	0010
	5.Lace.....	1900

## 12946-19 Napkin Ring 1 FSA

Size Inches:                      Size mm:                      Stitch Count:

8.46 X 3.07 in. 214.88 X 77.98 mm 25519 St.



	1.Green Fabric Placement Stitch.....	5770
	2.Cut Line and Tackdown.....	5770
	3.Cover Stitch and Linework.....	5770
	4.Lace.....	1900

Note: Some designs in this collection may have been created using unique special stitches and/or techniques. To preserve design integrity when rescaling or rotating designs in your software, always rescale or rotate designs using the handles directly on-screen.

## 12946-20 Napkin Ring 2 FSA

Size Inches:                      Size mm:                      Stitch Count:

8.19 X 3.02 in. 208.03 X 76.71 mm 29249 St.




	1.Dark Red Fabric Placement Stitch.....	5542
	2.Cut Line and Tackdown.....	5542
	3.Cover Stitch and Linework.....	5422
	4.Lace.....	0776
	5.Lace.....	0781
	6.Lace.....	0763

## 12946-21 Napkin Ring 3 FSA

Size Inches:                      Size mm:                      Stitch Count:


7.31 X 1.95 in. 185.67 X 49.53 mm 11788 St.



	1.Light Red Fabric Placement Stitch.....	5422
	2.Cut Line and Tackdown.....	5422
	3.Cover Stitch and Lace.....	5422
	4.Holly.....	2022



Note: Some designs in this collection may have been created using unique special stitches and/or techniques. To preserve design integrity when rescaling or rotating designs in your software, always rescale or rotate designs using the handles directly on-screen.



## 12946-22 Napkin Ring Layered Poins

Size Inches:                      Size mm:                      Stitch Count:

6.31 X 3.66 in. 160.27 X 92.96 mm 21906 St.