

Note: Some designs in this collection may have been created using unique special stitches and/or techniques. To preserve design integrity when rescaling or rotating designs in your software, always rescale or rotate designs using the handles directly on-screen.



## 12929-01 Scarecrow Applique | 1292

Size Inches:                      Size mm:                      Stitch Count:

4.74 X 4.71 in. 120.40 X 119.63 mm 7431 St.

- 1. Tan Fabric Placement Stitch.....0352
- 2. Cut Line and Tackdown .....0352
- 3. Orange Fabric Placement Stitch .....0352
- 4. Cut Line and Tackdown .....0352
- 5. Red Fabric Placement Stitch .....0352
- 6. Cut Line and Tackdown .....0352
- 7. Green Cover Stitch and Detail.....0352
- 8. Tan Cover Stitch and Detail.....0761
- 9. Terra Cotta Red Cover Stitch and .....1725
- 10. Charcoal Detail.....0134

## 12929-02 Harvest Tractor Applique

Size Inches:                      Size mm:                      Stitch Count:

6.53 X 4.46 in. 165.86 X 113.28 mm 12793 St.



- 1. Green Fabric Placement Stitch .....1220
- 2. Cut Line and Tackdown.....1220
- 3. Orange Fabric Placement Stitch .....1220
- 4. Cut Line and Tackdown.....1220
- 5. Red Fabric Placement Stitch ..... 1220
- 6. Cut Line and Tackdown.....1220
- 7. Tan Fabric Placement Stitch .....1220
- 8. Cut Line and Tackdown.....1220
- 9. Orange Detail.....1220
- 10. Terra Cotta Detail.....1725
- 11. Red Cover Stitch and Detail.....1521
- 12. Tan Cover Stitch and Detail.....0761
- 13. Charcoal Cover Stitch and Detail.....0134
- 14. Green Cover Stitch and Detail.....0352

Note: Some designs in this collection may have been created using unique special stitches and/or techniques. To preserve design integrity when rescaling or rotating designs in your software, always rescale or rotate designs using the handles directly on-screen.

## 12929-03 Witch's Boot Applique

Size Inches:                      Size mm:                      Stitch Count:

4.91 X 5.05 in. 124.71 X 128.27 mm 9432 St.

- 1.Black Fabric Placement Stitch .....0761
- 2.Cut Line and Tackdown .....0761
- 3.Red Fabric Placement Stitch.....0761
- 4.Cut Line and Tackdown .....0761
- 5.Tan Detail.....0761
- 6.Green Cover Stitch and Detail.....0352
- 7.Orange Cover Stitch and Detail.....1220
- 8.Leaves.....1725
- 9.Stamen.....1521



## 12929-04 Owl Wizard Applique

Size Inches:                      Size mm:                      Stitch Count:

5.39 X 5.07 in. 136.91 X 128.78 mm 9313 St.

- 1.Green Fabric Placement Stitch .....0761
- 2.Cut Line and Tackdown.....0761
- 3.White Fabric Placement Stitch .....0761
- 4.Cut Line and Tackdown.....0761
- 5.Black Fabric Placement Stitch .....0761
- 6.Cut Line and Tackdown.....0761
- 7.Tan Cover Stitch and Detail.....0761
- 8.Red Detail .....1521
- 9.Terra Cotta Detail.....1725
- 10.Orange Detail.....1220
- 11.Charcoal Cover Stitch and Detail.....0134



Note: Some designs in this collection may have been created using unique special stitches and/or techniques. To preserve design integrity when rescaling or rotating designs in your software, always rescale or rotate designs using the handles directly on-screen.



## 12929-05 Hedgehog Mushroom Appliqué

Size Inches:                      Size mm:                      Stitch Count:

5.12 X 4.68 in. 130.05 X 118.87 mm 11468 St.

	1. Orange Fabric Placement Stitch .....	0761
	2. Cut Line and Tackdown .....	0761
	3. Tan Fabric Placement Stitch.....	0761
	4. Cut Line and Tackdown .....	0761
	5. Red Fabric Placement Stitch .....	0761
	6. Cut Line and Tackdown .....	0761
	7. Tan Cover Stitch and Detail.....	0761
	8. Orange Detail.....	1220
	9. Green Cover Stitch and Detail.....	0352
	10. Dark Orange Detail.....	1725
	11. Red Cover Stitch and Detail.....	1521
	12. Charcoal Detail.....	0134



## 12929-06 1st Halloween Appliqué

Size Inches:                      Size mm:                      Stitch Count:

4.58 X 4.40 in. 116.33 X 111.76 mm 10809 St.

	1. White Fabric Placement Stitch.....	0134
	2. Cut Line and Tackdown.....	0134
	3. Black Fabric Placement Stitch .....	0134
	4. Cut Line and Tackdown .....	0134
	5. Orange Fabric Placement Stitch .....	0134
	6. Cut Line and Tackdown .....	0134
	7. Charcoal Detail.....	0134
	8. Orange Cover Stitch and Detail.....	1220
	9. Tan Cover Stitch and Detail.....	0761
	10. Terra Cotta Detail.....	1725
	11. Red Cover Stitch and Detail.....	1521
	12. Green Word.....	0352









Note: Some designs in this collection may have been created using unique special stitches and/or techniques. To preserve design integrity when rescaling or rotating designs in your software, always rescale or rotate designs using the handles directly on-screen.

## 12929-07 Spooky Cat Applique

Size Inches:                      Size mm:                      Stitch Count:

4.77 X 4.53 in. 121.16 X 115.06 mm 8242 St.












	1.Black Fabric Placement Stitch .....	0352
	2.Cut Line and Tackdown .....	0352
	3.Green Detail.....	0352
	4.Red Detail.....	1521
	5.Terra Cotta Pumpkin.....	1725
	6.Orange Detail.....	1220
	7.Tan Detail.....	0761
	8.Charcoal Cover Stitch and Detail.....	0134

## 12929-08 Jack O Lantern Applique |

Size Inches:                      Size mm:                      Stitch Count:

5.01 X 4.23 in. 127.25 X 107.44 mm 7086 St.



	1.Tan Fabric Placement Stitch.....	0352
	2.Cut Line and Tackdown .....	0352
	3.Orange Fabric Placement Stitch .....	0352
	4.Cut Line and Tackdown .....	0352
	5.Red Fabric Placement Stitch .....	0352
	6.Cut Line and Tackdown .....	0352
	7.Green Detail.....	0352
	8.Orange Cover Stitch and Detail.....	1220
	9.Charcoal Detail.....	0134











Note: Some designs in this collection may have been created using unique special stitches and/or techniques. To preserve design integrity when rescaling or rotating designs in your software, always rescale or rotate designs using the handles directly on-screen.



## 12929-09 Skull Applique | 12929-09

Size Inches:                      Size mm:                      Stitch Count:







4.09 X 3.45 in. 103.89 X 87.63 mm 6945 St.

	1.White Fabric Placement Stitch .....	0352
	2.Cut Line Tackdown .....	0352
	3.Black Fabric Placement Stitch .....	0352
	4.Cut Line Tackdown .....	0352
	5.Green Detail .....	0352
	6.Red Detail.....	1521
	7.Orange Detail.....	1220
	8.Charcoal Cover Stitch and Detail.....	0134
	9.Terra Cotta Detail.....	1725
	10.Tan Detail.....	0761

## 12929-10 Fall Flower Applique | 12

Size Inches:                      Size mm:                      Stitch Count:

5.18 X 3.58 in. 131.57 X 90.93 mm 9767 St.

	1.Red Fabric Placement Stitch .....	1521
	2.Cut Line and Tackdown .....	1521
	3.Orange Fabric Placement Stitch .....	1521
	4.Cut Line and Tackdown .....	1521
	5.Red Cover Stitch and Detail.....	1521
	6.Orange Detail.....	1220
	7.Green Detail.....	0352
	8.Terra Cotta Detail.....	1725
	9.Tan Cover Stitch and Detail.....	0761

