





Note: Some designs in this collection may have been created using unique special stitches and/or techniques. To preserve design integrity when rescaling or rotating designs in your software, always rescale or rotate designs using the handles directly on-screen.



## 12908-01 House Layer FSA





Size Inches: 3.35 X 3.18 in.      Size mm: 85.09 X 80.77 mm      Stitch Count: 3886 St.

-  1. Blue Fabric Placement Stitch.....0010
-  2. Cut Line and Tackdown.....0010
-  3. White Detail.....0010
-  4. Blue Detail.....3652

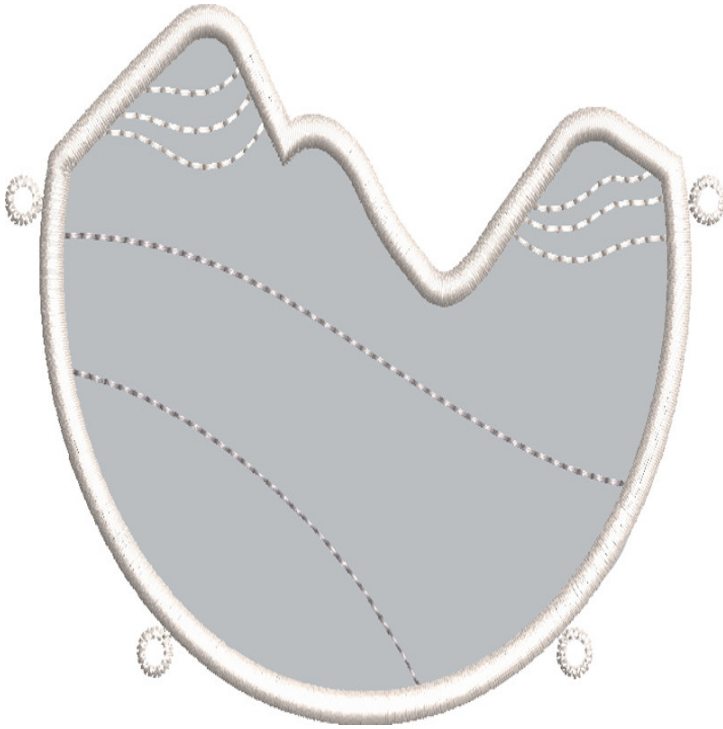


## 12908-02 Pine Trees Layer 1 FSA

Size Inches: 2.57 X 4.51 in.      Size mm: 65.28 X 114.55 mm      Stitch Count: 4788 St.

-  1. Green Vinyl Placement Stitch.....5610
-  2. Cut Line and Tackdown.....5610
-  3. Green Detail.....5610
-  4. White Detail.....0010

Note: Some designs in this collection may have been created using unique special stitches and/or techniques. To preserve design integrity when rescaling or rotating designs in your software, always rescale or rotate designs using the handles directly on-screen.



### 12908-03 Mountain Layer FSA

Size Inches:                      Size mm:                      Stitch Count:

3.37 X 4.74 in.    85.60 X 120.40 mm    3814 St.

- 1.Gray Fabric Placement Stitch.....0131
- 2.Cut Line and Tackdown.....0131
- 3.Gray Detail.....0131
- 4.White Detail.....0010




### 12908-04 Clouds Layer FSA

Size Inches:                      Size mm:                      Stitch Count:

3.92 X 4.29 in.    99.57 X 108.97 mm    4097 St.

- 1.White Vinyl Placement Stitch.....0170
- 2.Cut Line and Tackdown.....0170
- 3.Tan Detail.....0170
- 4.White Detail.....0010

Note: Some designs in this collection may have been created using unique special stitches and/or techniques. To preserve design integrity when rescaling or rotating designs in your software, always rescale or rotate designs using the handles directly on-screen.



### 12908-05 Frame Walls 1 FSA

Size Inches:                      Size mm:                      Stitch Count:

6.96 X 4.49 in. 176.78 X 114.05 mm 18280 St.

- 1.White Vinyl Placement Stitch.....0010
- 2.Cut Line and Tackdown.....0010
- 3.White Detail.....0010




### 12908-06 Circle Frame 1 FSL

Size Inches:                      Size mm:                      Stitch Count:

4.74 X 4.74 in. 120.40 X 120.40 mm 15222 St.

- 1.Single Color Design.....0010

Note: Some designs in this collection may have been created using unique special stitches and/or techniques. To preserve design integrity when rescaling or rotating designs in your software, always rescale or rotate designs using the handles directly on-screen.



## 12908-07 Stand Front & Back 1 FSA

Size Inches:                      Size mm:                      Stitch Count:

5.27 X 4.32 in. 133.86 X 109.73 mm 15091 St.

- 1.White Vinyl Placement Stitch.....0010
- 2.Cut Line and Tackdown.....0010
- 3.White Detail.....0010



## 12908-08 Stand Sides 1 FSA

Size Inches:                      Size mm:                      Stitch Count:

4.16 X 1.92 in. 105.66 X 48.77 mm 5595 St.

- 1.White Vinyl Placement Stitch.....0010
- 2.Cut Line and Tackdown.....0010
- 3.White Detail.....0010



Note: Some designs in this collection may have been created using unique special stitches and/or techniques. To preserve design integrity when rescaling or rotating designs in your software, always rescale or rotate designs using the handles directly on-screen.



## 12908-09 Christmas Tree Layer FSA

Size Inches:                      Size mm:                      Stitch Count:  
 3.66 X 3.21 in.    92.96 X 81.53 mm    4141 St.

- 1.Green Fabric Placement Stitch.....5326
- 2.Cut Line and Tackdown.....5326
- 3.Green Detail.....5326
- 4.White Detail.....0010



## 12908-10 Holly Shrub Layer FSA

Size Inches:                      Size mm:                      Stitch Count:  
 2.32 X 4.51 in.    58.93 X 114.55 mm    3520 St.





- 1.Green Vinyl Placement Stitch.....0010
- 2.Cut Line and Tackdown.....0010
- 3.White Detail.....0010
- 4.Green Detail.....5610
- 5.Red Detail.....1913


Note: Some designs in this collection may have been created using unique special stitches and/or techniques. To preserve design integrity when rescaling or rotating designs in your software, always rescale or rotate designs using the handles directly on-screen.



## 12908-11 Pine Trees Layer 2 FSA





Size Inches:                      Size mm:                      Stitch Count:  
3.30 X 4.74 in.    83.82 X 120.40 mm    5110 St.

	1.Green Fabric Placement Stitch.....	5326
	2.Cut Line and Tackdown.....	5326
	3.Green Detail.....	5326
	4.White Detail.....	0010




## 12908-12 Night Sky Layer FSA

Size Inches:                      Size mm:                      Stitch Count:  
4.28 X 4.28 in.    108.71 X 108.71 mm    4650 St.

	1.Silver Vinyl Placement Stitch.....	3620
	2.Cut Line and Tackdown.....	3620
	3.Blue Detail.....	3620
	4.White Detail.....	0010

Note: Some designs in this collection may have been created using unique special stitches and/or techniques. To preserve design integrity when rescaling or rotating designs in your software, always rescale or rotate designs using the handles directly on-screen.



### 12908-13 Frame Walls 2 FSA

Size Inches:                      Size mm:                      Stitch Count:

6.96 X 4.49 in. 176.78 X 114.05 mm 18280 St.

- 1.White Vinyl Placement Stitch.....0010
- 2.Cut Line and Tackdown.....0010
- 3.White Detail.....0010




### 12908-14 Circle Frame 2 FSL

Size Inches:                      Size mm:                      Stitch Count:

4.74 X 4.74 in. 120.40 X 120.40 mm 15222 St.

- 1.Single Color Design.....0010

Note: Some designs in this collection may have been created using unique special stitches and/or techniques. To preserve design integrity when rescaling or rotating designs in your software, always rescale or rotate designs using the handles directly on-screen.



## 12908-15 Stand Front & Back 2 FSA

Size Inches:                      Size mm:                      Stitch Count:

5.27 X 4.32 in. 133.86 X 109.73 mm 15091 St.

- 1.White Vinyl Placement Stitch.....0010
- 2.Cut Line and Tackdown.....0010
- 3.White Detail.....0010



## 12908-16 Stand Sides 2 FSA

Size Inches:                      Size mm:                      Stitch Count:

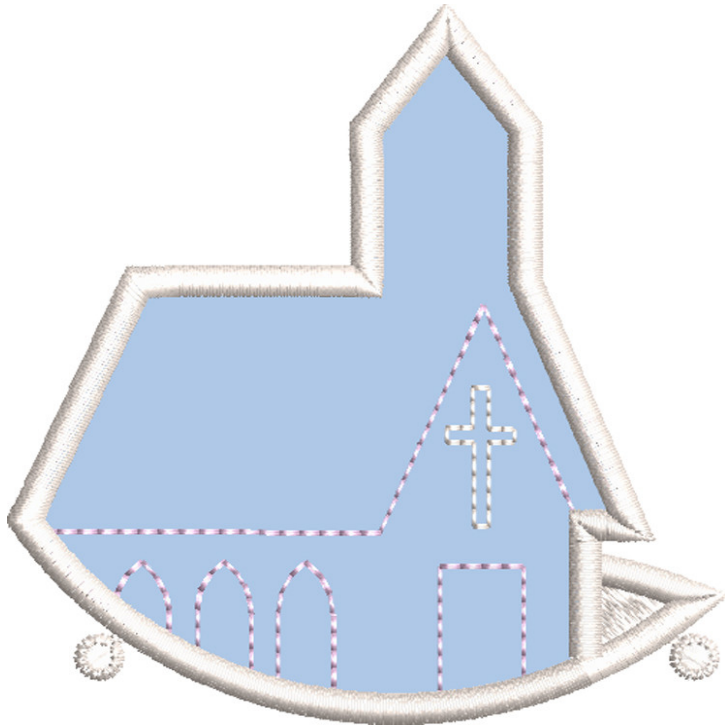
4.16 X 1.92 in. 105.66 X 48.77 mm 5595 St.

- 1.White Vinyl Placement Stitch.....0010
- 2.Cut Line and Tackdown.....0010
- 3.White Detail.....0010









Note: Some designs in this collection may have been created using unique special stitches and/or techniques. To preserve design integrity when rescaling or rotating designs in your software, always rescale or rotate designs using the handles directly on-screen.



## 12908-17 Church Layer FSA





Size Inches:                      Size mm:                      Stitch Count:  
3.61 X 3.36 in.    91.69 X 85.34 mm    3428 St.

-  1. Light Aqua Fabric Placement Stitch.....3040
-  2. Cut Line and Tackdown.....3040
-  3. Purple Detail.....3040
-  4. White Detail.....0010




## 12908-18 Snow Layer FSA

Size Inches:                      Size mm:                      Stitch Count:  
1.87 X 4.51 in.    47.50 X 114.55 mm    3173 St.

-  1. Silver Vinyl Placement Stitch.....0170
-  2. Cut Line and Tackdown.....0170
-  3. Cream Detail.....0170
-  4. White Detail.....0010

Note: Some designs in this collection may have been created using unique special stitches and/or techniques. To preserve design integrity when rescaling or rotating designs in your software, always rescale or rotate designs using the handles directly on-screen.



## 12908-19 Village Layer FSA

Size Inches:                      Size mm:                      Stitch Count:

3.71 X 4.75 in.    94.23 X 120.65 mm    5929 St.

- 1. Brown Fabric Placement Stitch.....0851
- 2. Cut Line and Tackdown.....0851
- 3. Gold Detail.....0851
- 4. White Detail.....0010




## 12908-20 Sky Layer FSA

Size Inches:                      Size mm:                      Stitch Count:

4.28 X 4.28 in.    108.71 X 108.71 mm    5751 St.

- 1. Midnight Blue Vinyl Placement Stitch..... 3040
- 2. Cut Line and Tackdown.....3040
- 3. Purple Detail.....3040
- 4. White Detail.....0010

Note: Some designs in this collection may have been created using unique special stitches and/or techniques. To preserve design integrity when rescaling or rotating designs in your software, always rescale or rotate designs using the handles directly on-screen.



### 12908-21 Frame Walls 3 FSA

Size Inches:                      Size mm:                      Stitch Count:

6.96 X 4.49 in. 176.78 X 114.05 mm 18280 St.

- 1.White Vinyl Placement Stitch.....0010
- 2.Cut Line and Tackdown.....0010
- 3.White Detail.....0010




### 12908-22 Circle Frame 3 FSL

Size Inches:                      Size mm:                      Stitch Count:

4.74 X 4.74 in. 120.40 X 120.40 mm 15222 St.

- 1.Single Color Design.....0010

Note: Some designs in this collection may have been created using unique special stitches and/or techniques. To preserve design integrity when rescaling or rotating designs in your software, always rescale or rotate designs using the handles directly on-screen.



### 12908-23 Stand Front & Back 3 FSA

Size Inches:                      Size mm:                      Stitch Count:

5.27 X 4.32 in. 133.86 X 109.73 mm 15091 St.

- 1.White Vinyl Placement Stitch.....0010
- 2.Cut Line and Tackdown.....0010
- 3.White Detail.....0010



### 12908-24 Stand Sides 3 FSA

Size Inches:                      Size mm:                      Stitch Count:

4.16 X 1.92 in. 105.66 X 48.77 mm 5595 St.

- 1.White Vinyl Placement Stitch.....0010
- 2.Cut Line and Tackdown.....0010
- 3.White Detail.....0010

