

Note: Some designs in this collection may have been created using unique special stitches and/or techniques. To preserve design integrity when rescaling or rotating designs in your software, always rescale or rotate designs using the handles directly on-screen.




## 12900-01 Store Back Wall FSA

Size Inches:                      Size mm:                      Stitch Count:

4.98 X 3.55 in. 126.49 X 90.17 mm 38210 St.

- 1.White Fabric Placement Stitch.....0015
- 2.Cut Line and Tackdown.....0015
- 3.Cover Stitch and White Detail.....0015




## 12900-02 Store Wall FSA

Size Inches:                      Size mm:                      Stitch Count:

4.98 X 4.90 in. 126.49 X 124.46 mm 50618 St.

- 1.White Fabric Placement Stitch.....0015
- 2.Cut Line and Tackdown.....0015
- 3.Cover Stitch and White Detail.....0015

Note: Some designs in this collection may have been created using unique special stitches and/or techniques. To preserve design integrity when rescaling or rotating designs in your software, always rescale or rotate designs using the handles directly on-screen.

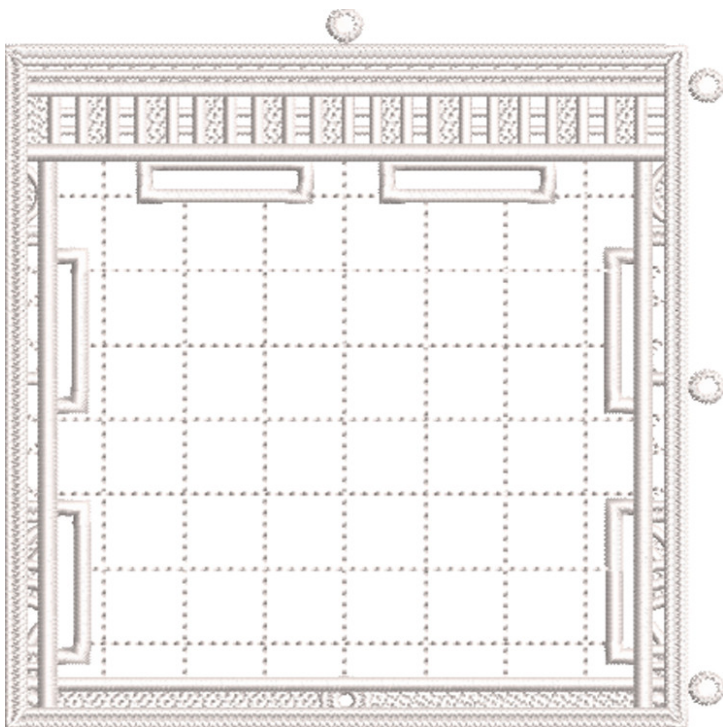


### 12900-03 Store Front Wall FSA

Size Inches:                      Size mm:                      Stitch Count:

4.98 X 3.39 in. 126.49 X 86.11 mm 34750 St.

- 1.White Fabric Placement Stitch.....0015
- 2.Cut Line and Tackdown.....0015
- 3.Cream Fabric Placement Stitch.....0015
- 4.Cut Line and Tackdown.....0015
- 5.Cover Stitch and White Detail.....0015




### 12900-04 Inner Wall FSA | 12900-04

Size Inches:                      Size mm:                      Stitch Count:

4.98 X 4.62 in. 126.49 X 117.35 mm 25456 St.

- 1.White Fabric Placement Stitch.....0015
- 2.Cut Line and Tackdown.....0015
- 3.Cover Stitch and White Detail.....0015

Note: Some designs in this collection may have been created using unique special stitches and/or techniques. To preserve design integrity when rescaling or rotating designs in your software, always rescale or rotate designs using the handles directly on-screen.




### 12900-05 Garage Roof FSA

Size Inches:                      Size mm:                      Stitch Count:

3.61 X 4.91 in. 91.69 X 124.71 mm 19028 St.

- 1.Cream Fabric Placement Stitch.....0015
- 2.Cut Line and Tackdown.....0015
- 3.Cover Stitch and White Detail.....0015




### 12900-06 Garage Door FSA | 12900-0

Size Inches:                      Size mm:                      Stitch Count:

3.78 X 5.16 in. 96.01 X 131.06 mm 28717 St.

- 1.Cream Fabric Placement Stitch.....0015
- 2.Cut Line and Tackdown.....0015
- 3.Cover Stitch and White Detail.....0015


Note: Some designs in this collection may have been created using unique special stitches and/or techniques. To preserve design integrity when rescaling or rotating designs in your software, always rescale or rotate designs using the handles directly on-screen.



### 12900-07 Garage Wall FSA

Size Inches:                      Size mm:                      Stitch Count:  
 3.78 X 3.93 in.    96.01 X 99.82 mm    25601 St.

- 1.White Fabric Placement Stitch.....0015
- 2.Cut Line and Tackdown.....0015
- 3.Cover Stitch and White Detail.....0015




### 12900-08 Garage Back Wall FSA

Size Inches:                      Size mm:                      Stitch Count:  
 3.78 X 5.15 in.    96.01 X 130.81 mm    30617 St.

- 1.White Fabric Placement Stitch.....0015
- 2.Cut Line and Tackdown.....0015
- 3.Cream Fabric Placement Stitch.....0015
- 4.Cut Line and Tackdown.....0015
- 5.Cover Stitch and White Detail.....0015

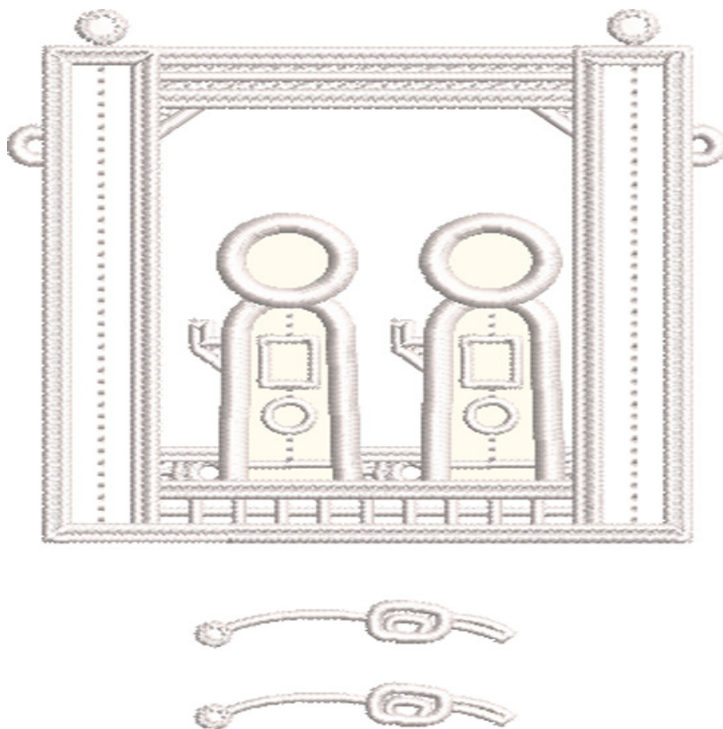
Note: Some designs in this collection may have been created using unique special stitches and/or techniques. To preserve design integrity when rescaling or rotating designs in your software, always rescale or rotate designs using the handles directly on-screen.



## 12900-09 Gas Sign FSA

Size Inches:                      Size mm:                      Stitch Count:  
6.73 X 4.72 in. 170.94 X 119.89 mm 21227 St.

- 1.White Fabric Placement Stitch.....0015
- 2.Cut Line and Tackdown.....0015
- 3.Cover Stitch and White Detail.....0015




## 12900-10 Gas Pumps FSA

Size Inches:                      Size mm:                      Stitch Count:  
4.79 X 3.24 in. 121.67 X 82.30 mm 17523 St.

- 1.White Fabric Placement Stitch.....0015
- 2.Cut Line and Tackdown.....0015
- 3.Cream Fabric Placement Stitch.....0015
- 4.Cut Line and Tackdown.....0015
- 5.Cover Stitch and White Detail.....0015

Note: Some designs in this collection may have been created using unique special stitches and/or techniques. To preserve design integrity when rescaling or rotating designs in your software, always rescale or rotate designs using the handles directly on-screen.

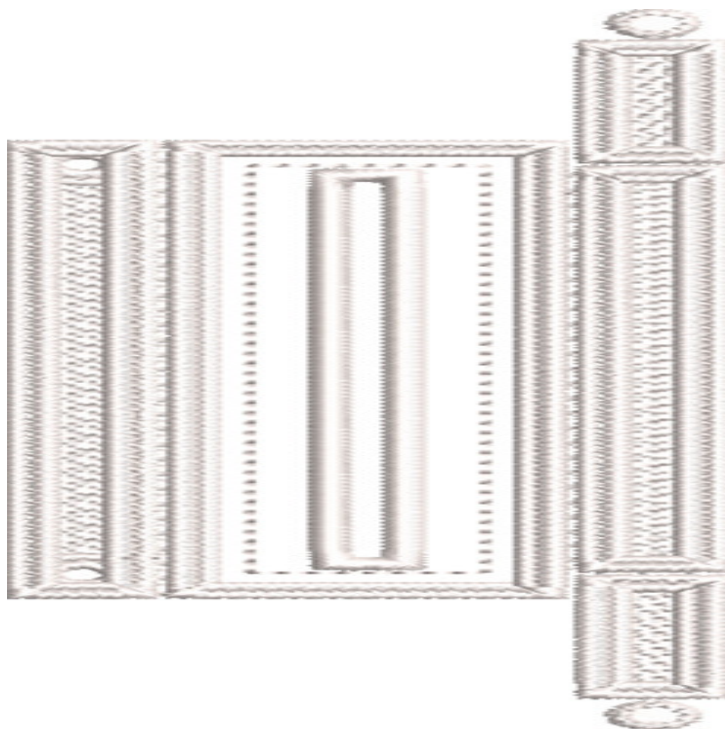


## 12900-11 Overhang FSA

Size Inches:                      Size mm:                      Stitch Count:

4.76 X 4.97 in. 120.90 X 126.24 mm 18559 St.

- 1.Cream Fabric Placement Stitch.....0015
- 2.Cut Line and Tackdown.....0015
- 3.Cover Stitch and White Detail.....0015




## 12900-12 Gas Pumps Foundation FSA

Size Inches:                      Size mm:                      Stitch Count:

5.70 X 1.75 in. 144.78 X 44.45 mm 13773 St.

- 1.White Fabric Placement Stitch.....0015
- 2.Cut Line and Tackdown.....0015
- 3.Cover Stitch and White Detail.....0015


Note: Some designs in this collection may have been created using unique special stitches and/or techniques. To preserve design integrity when rescaling or rotating designs in your software, always rescale or rotate designs using the handles directly on-screen.



### 12900-13 Store Roof FSA

Size Inches:                      Size mm:                      Stitch Count:  
 4.90 X 5.26 in. 124.46 X 133.60 mm 16392 St.

- 1.Cream Fabric Placement Stitch.....0015
- 2.Cut Line and Tackdown.....0015
- 3.Cover Stitch and White Detail.....0015

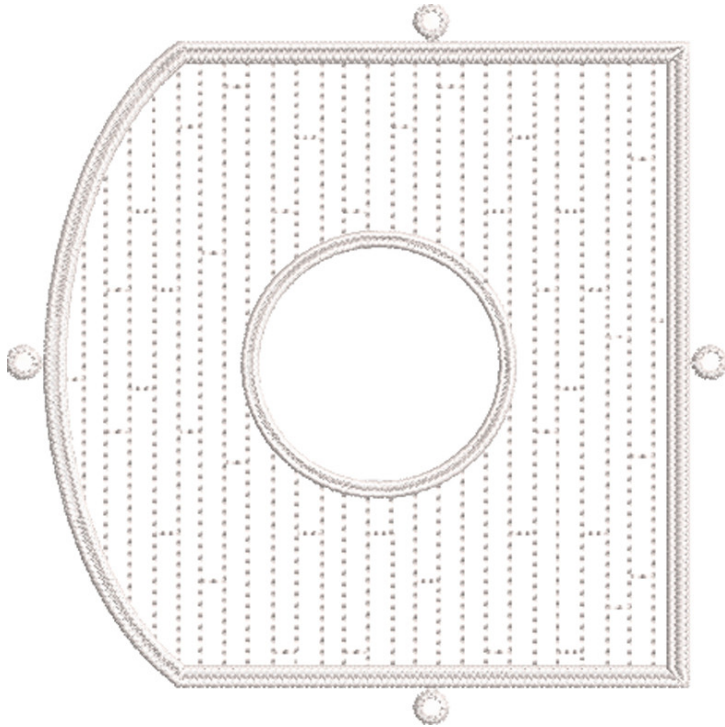


### 12900-14 Store Roof Framing FSA

Size Inches:                      Size mm:                      Stitch Count:  
 5.37 X 4.67 in. 136.40 X 118.62 mm 23566 St.

- 1.Cream Fabric Placement Stitch.....0015
- 2.Cut Line and Tackdown.....0015
- 3.Cover Stitch and White Detail.....0015

Note: Some designs in this collection may have been created using unique special stitches and/or techniques. To preserve design integrity when rescaling or rotating designs in your software, always rescale or rotate designs using the handles directly on-screen.

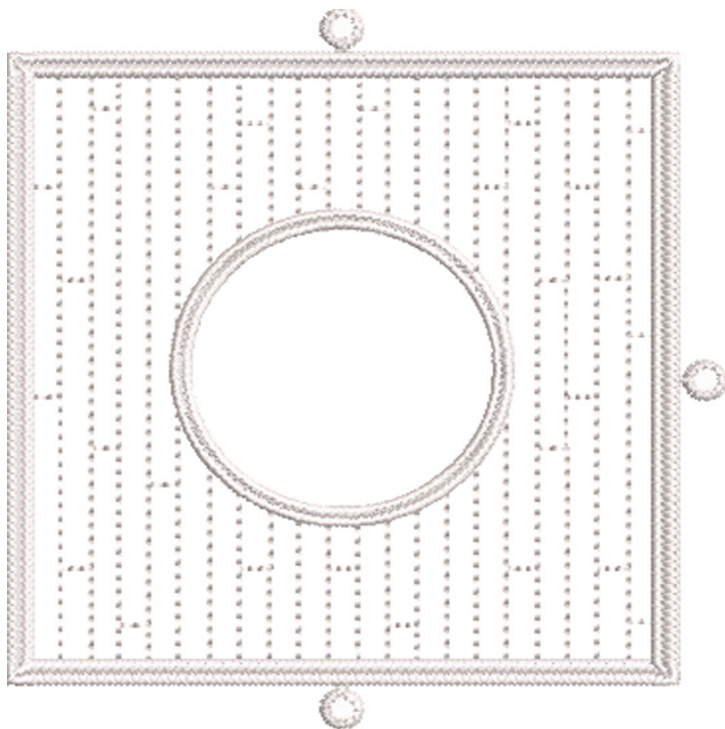


### 12900-15 Store Foundation FSA

Size Inches:                      Size mm:                      Stitch Count:

4.88 X 4.77 in. 123.95 X 121.16 mm 13140 St.

- 1.White Fabric Placement Stitch.....0015
- 2.Cut Line and Tackdown.....0015
- 3.Cover Stitch and White Detail.....0015



### 12900-16 Garage Foundation FSA

Size Inches:                      Size mm:                      Stitch Count:

4.12 X 3.81 in. 104.65 X 96.77 mm 10945 St.

- 1.White Fabric Placement Stitch.....0015
- 2.Cut Line and Tackdown.....0015
- 3.Cover Stitch and White Detail.....0015