


Note: Some designs in this collection may have been created using unique special stitches and/or techniques. To preserve design integrity when rescaling or rotating designs in your software, always rescale or rotate designs using the handles directly on-screen.



## 12888-01 Origami Gift Box 1 Top &

Size Inches:                      Size mm:                      Stitch Count:

4.92 X 4.34 in. 124.97 X 110.24 mm 10284 St.


- 1.Front and Back Fabric Placement .....2520
- 2.Front Fabric Cut Line and Tackdown.....2520
- 3.Back Fabric Cut Line and Tackdown.....2520
- 4.Cover Stitch and Lace.....2520
- 5.White Linework.....0010

## 12888-02 Origami Gift Box 1 Base F

Size Inches:                      Size mm:                      Stitch Count:

4.45 X 3.85 in. 113.03 X 97.79 mm 4485 St.

- 1.Front and Back Fabric Placement .....2520
- 2.Front Fabric Cut Line and Tackdown.....2520
- 3.Back Fabric Cut Line and Tackdown.....2520
- 4.Cover Stitch.....2520




Note: Some designs in this collection may have been created using unique special stitches and/or techniques. To preserve design integrity when rescaling or rotating designs in your software, always rescale or rotate designs using the handles directly on-screen.

## 12888-03 Origami Gift Box 2 Top &

Size Inches:                      Size mm:                      Stitch Count:

6.48 X 5.89 in. 164.59 X 149.61 mm 14208 St.




- 1.Front and Back Fabric Placement .....2905
- 2.Front Fabric Cut Line and Tackdown.....2905
- 3.Back Fabric Cut Line and Tackdown.....2905
- 4.Cover Stitch and Lace.....2905
- 5.White Linework.....0010

## 12888-04 Origami Gift Box 2 Base F


Size Inches:                      Size mm:                      Stitch Count:

5.56 X 4.81 in. 141.22 X 122.17 mm 5635 St.



- 1.Front and Back Fabric Placement .....2905
- 2.Front Fabric Cut Line and Tackdown.....2905
- 3.Back Fabric Cut Line and Tackdown.....2905
- 4.Cover Stitch.....2905

Note: Some designs in this collection may have been created using unique special stitches and/or techniques. To preserve design integrity when rescaling or rotating designs in your software, always rescale or rotate designs using the handles directly on-screen.



### 12888-05 Origami Gift Box 3 Top &

Size Inches:                      Size mm:                      Stitch Count:


7.51 X 4.92 in. 190.75 X 124.97 mm 13463 St.

- 1.Front and Back Fabric Placement .....4032
- 2.Front Fabric Cut Line and Tackdown.....4032
- 3.Back Fabric Cut Line and Tackdown.....4032
- 4.Cover Stitch and Lace.....4032
- 5.White Linework.....0010

### 12888-06 Origami Gift Box 3 Base F

Size Inches:                      Size mm:                      Stitch Count:

4.45 X 3.85 in. 113.03 X 97.79 mm 4485 St.



- 1.Front and Back Fabric Placement .....4032
- 2.Front Fabric Cut Line and Tackdown.....4032
- 3.Back Fabric Cut Line and Tackdown.....4032
- 4.Cover Stitch.....4032