

Note: Some designs in this collection may have been created using unique special stitches and/or techniques. To preserve design integrity when rescaling or rotating designs in your software, always rescale or rotate designs using the handles directly on-screen.



12857-01 Front Door Wall FSA | 128

Size Inches: Size mm: Stitch Count:

5.26 X 3.91 in. 133.60 X 99.31 mm 36,576 St.

- 1.White Fabric Placement Stitch.....0015
- 2.Cut Line and Tackdown.....0015
- 3.Gold Fabric Placement Stitch.....0015
- 4.Cut Line and Tackdown.....0015
- 5.Gold Fabric Placement Stitch.....0015
- 6.Cut Line and Tackdown.....0015
- 7.Lace and Cover Stitch.....0015



12857-02 Right Wall FSA | 12857-02

Size Inches: Size mm: Stitch Count:

6.55 X 3.82 in. 166.37 X 97.03 mm 39,731 St.

- 1.White Fabric Placement Sttich.....0015
- 2.Cut Line and Tackdown.....0015
- 3.White Fabric Placement Stitch.....0015
- 4.Cut Line and Tackdown.....0015
- 5.Lace and Cover Stitch.....0015

Note: Some designs in this collection may have been created using unique special stitches and/or techniques. To preserve design integrity when rescaling or rotating designs in your software, always rescale or rotate designs using the handles directly on-screen.




12857-03 Back Door Wall FSA | 1285

Size Inches: Size mm: Stitch Count:

5.26 X 3.91 in. 133.60 X 99.31 mm 36,113 St.

- 1.White Fabric Placement Stitch.....0015
- 2.Cut Line and Tackdown.....0015
- 3.Gold Fabric Placement Stitch.....0015
- 4.Cut Line and Tackdown.....0015
- 5.Lace and Cover Stitch.....0015




12857-04 Inner Wall FSA | 12857-04

Size Inches: Size mm: Stitch Count:

6.55 X 3.82 in. 166.37 X 97.03 mm 27,939 St.

- 1.White Fabric Placement Stitch.....0015
- 2.Cut Line and Tackdown.....0015
- 3.White Fabric Placement Stitch.....0015
- 4.Cut Line and Tackdown.....0015
- 5.Lace and Cover Stitch.....0015

Note: Some designs in this collection may have been created using unique special stitches and/or techniques. To preserve design integrity when rescaling or rotating designs in your software, always rescale or rotate designs using the handles directly on-screen.




12857-05 Boarding Doors Wall FSA |

Size Inches: Size mm: Stitch Count:

5.58 X 4.39 in. 141.73 X 111.51 mm 38,253 St.

- 1.White Fabric Placement Stitch.....0015
- 2.Cut Line and Tackdown.....0015
- 3.Gold Fabric Placement Stitch.....0015
- 4.Cut Line and Tackdown.....0015
- 5.Gold Fabric Placement Stitch.....0015
- 6.Cut Line and Tackdown.....0015
- 7.Lace and Cover Stitch.....0015



12857-06 Left Wall FSA | 12857-06

Size Inches: Size mm: Stitch Count:

5.46 X 3.28 in. 138.68 X 83.31 mm 26,839 St.

- 1.White Fabric Placement Stitch.....0015
- 2.Cut Line and Tackdown.....0015
- 3.White Fabric Placement Stitch.....0015
- 4.Cut Line and Tackdown.....0015
- 5.Lace and Cover Stitch.....0015

Note: Some designs in this collection may have been created using unique special stitches and/or techniques. To preserve design integrity when rescaling or rotating designs in your software, always rescale or rotate designs using the handles directly on-screen.




12857-07 Back Wall FSA | 12857-07

Size Inches: Size mm: Stitch Count:

5.59 X 4.39 in. 141.99 X 111.51 mm 45,902 St.

- 1.White Fabric Placement Stitch.....0015
- 2.Cut Line and Tackdown.....0015
- 3.Lace and Cover Stitch.....0015




12857-08 Overhang Roof FSA | 12857

Size Inches: Size mm: Stitch Count:

5.11 X 1.68 in. 129.79 X 42.67 mm 10,874 St.

- 1.White Fabric Placement Stitch.....0015
- 2.Cut Line and Tackdown.....0015
- 3.Lace and Cover Stitch.....0015

Note: Some designs in this collection may have been created using unique special stitches and/or techniques. To preserve design integrity when rescaling or rotating designs in your software, always rescale or rotate designs using the handles directly on-screen.



12857-09 Overhang Pillars FSL | 12

Size Inches: Size mm: Stitch Count:

6.7 X 3.6 in. 170.18 X 91.44 mm 26,731 St.


- 1. Single Color Design.....0015

12857-10 Front Platform FSA | 1285


Size Inches: Size mm: Stitch Count:

8.89 X 2.7 in. 225.81 X 68.58 mm 39,322 St.

- 1. White Fabric Placement Stitch.....0015
- 2. Cut Line and Tackdown.....0015
- 3. Lace and Cover Sttich.....0015



Note: Some designs in this collection may have been created using unique special stitches and/or techniques. To preserve design integrity when rescaling or rotating designs in your software, always rescale or rotate designs using the handles directly on-screen.




12857-11 Right Roof FSA | 12857-11

Size Inches: Size mm: Stitch Count:

5.82 X 4.29 in. 147.83 X 108.97 mm 45,105 St.

- 1. Gold Fabric Placement Stitch.....0015
- 2. Cut Line and Tackdown.....0015
- 3. Gold Fabric Placement Stitch.....0015
- 4. Cut Line and Tackdown.....0015
- 5. Lace and Cover Stitch.....0015




12857-12 Right Roof with Snow FSA

Size Inches: Size mm: Stitch Count:

5.82 X 4.29 in. 147.83 X 108.97 mm 40,765 St.

- 1. Gold Fabric Placement Stitch.....0015
- 2. Cut Line and Tackdown.....0015
- 3. Gold Fabric Placement Stitch.....0015
- 4. Cut Line and Tackdown.....0015
- 5. White Fabric Placement Stitch.....0015
- 6. Cut Line and Tackdown.....0015
- 7. White Fabric Placement Stitch.....0015
- 8. Cut Line and Tackdown.....0015
- 9. Lace and Cover Stitch.....0015

Note: Some designs in this collection may have been created using unique special stitches and/or techniques. To preserve design integrity when rescaling or rotating designs in your software, always rescale or rotate designs using the handles directly on-screen.

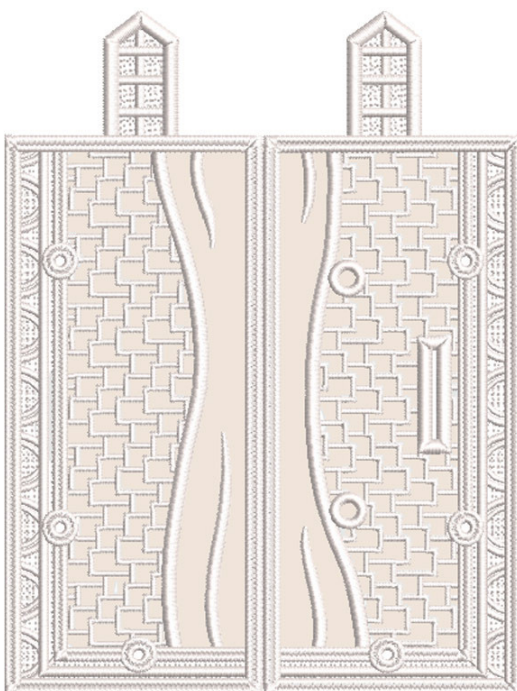


12857-13 Left Roof FSA | 12857-13

Size Inches: Size mm: Stitch Count:

6.72 X 5.04 in. 170.69 X 128.02 mm 49,763 St.

- 1. Gold Fabric Placement Stitch.....0015
- 2. Cut Line and Tackdown.....0015
- 3. Gold Fabric Placement Stitch.....0015
- 4. Cut Line and Tackdown.....0015
- 5. Lace and Cover Stitch.....0015



12857-14 Left Roof with Snow FSA |

Size Inches: Size mm: Stitch Count:

6.72 X 5.04 in. 170.69 X 128.02 mm 47,122 St.

- 1. Gold Fabric Placement Stitch.....0015
- 2. Cut Line and Tackdown.....0015
- 3. Gold Fabric Placement Stitch.....0015
- 4. Cut Line and Tackdown.....0015
- 5. White Fabric Placement Stitch.....0015
- 6. Cut Line and Tackdown.....0015
- 7. White Fabric Placement Stitch.....0015
- 8. Cut Line and Tackdown.....0015
- 9. Lace and Cover Stitch.....0015

Note: Some designs in this collection may have been created using unique special stitches and/or techniques. To preserve design integrity when rescaling or rotating designs in your software, always rescale or rotate designs using the handles directly on-screen.

12857-15 Clock FSA | 12857-15

Size Inches: Size mm: Stitch Count:

2.96 X 3.97 in. 75.18 X 100.84 mm 8,361 St.

- 1.White Fabric Placement Stitch.....0015
- 2.Cut Line and Tackdown.....0015
- 3.Lace and Cover Stitch.....0015

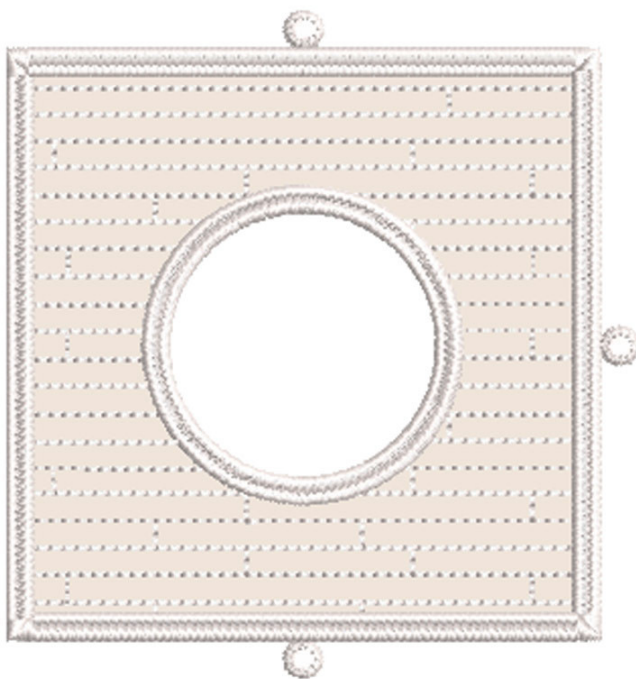


12857-16 Right Foundation FSA | 12

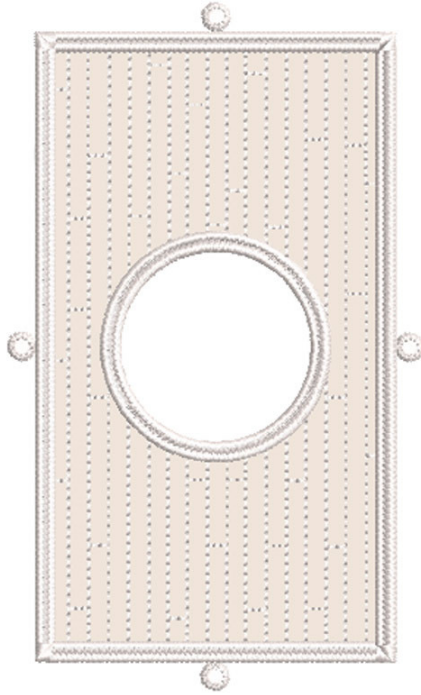
Size Inches: Size mm: Stitch Count:

3.88 X 3.65 in. 98.55 X 92.71 mm 8,819 St.

- 1.White Fabric Placement Stitch.....0015
- 2.Cut Line and Tackdown.....0015
- 3.Lace and Cover Stitch.....0015



Note: Some designs in this collection may have been created using unique special stitches and/or techniques. To preserve design integrity when rescaling or rotating designs in your software, always rescale or rotate designs using the handles directly on-screen.



12857-17 Left Foundation FSA | 128

Size Inches: Size mm: Stitch Count:

5.51 X 3.32 in. 139.95 X 84.33 mm 10,515 St.

- 1.White Fabric Placement Stitch.....0015
- 2.Cut Line and Tackdown.....0015
- 3.Lace and Cover Stitch.....0015