


Note: Some designs in this collection may have been created using unique special stitches and/or techniques. To preserve design integrity when rescaling or rotating designs in your software, always rescale or rotate designs using the handles directly on-screen.



12845-01 Front Wall FSA | 12845-01

Size Inches: Size mm: Stitch Count:

7.02 X 3.77 in. 178.31 X 95.76 mm 51954 St.

- 1.White Fabric Placement Stitch.....0015
- 2.Cut Line and Tackdown.....0015
- 3.Gold Fabric Placement Stitch.....0015
- 4.Cut Line and Tackdown.....0015
- 5.White Fabric Placement Stitch.....0015
- 6.Cut Line and Tackdown.....0015
- 7.Gold Fabric Placement Stitch.....0015
- 8.Cut Line and Tackdown.....0015
- 9.Lace and Cover Stitch.....0015



12845-02 Front Steps FSL

Size Inches: Size mm: Stitch Count:

3.65 X 2.46 in. 92.71 X 62.48 mm 19351 St.

- 1.Single Color Design.....0015



Note: Some designs in this collection may have been created using unique special stitches and/or techniques. To preserve design integrity when rescaling or rotating designs in your software, always rescale or rotate designs using the handles directly on-screen.



12845-03 Front Lamps FSL

Size Inches: Size mm: Stitch Count:
 2.79 X 3.19 in. 70.87 X 81.03 mm 15384 St.

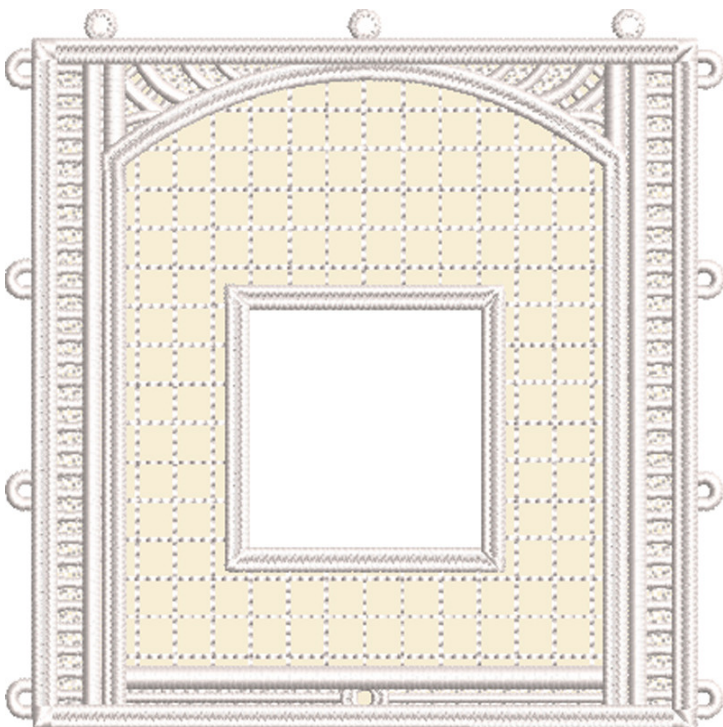
- 1. Single Color Design.....0015




12845-04 Left & Right Inner Side W

Size Inches: Size mm: Stitch Count:
 5.00 X 5.12 in. 127.00 X 130.05 mm 30172 St.

- 1. White Fabric Placement Stitch.....0015
- 2. Cut Line and Tackdown.....0015
- 3. Lace and Cover Stitch.....0015



Note: Some designs in this collection may have been created using unique special stitches and/or techniques. To preserve design integrity when rescaling or rotating designs in your software, always rescale or rotate designs using the handles directly on-screen.




12845-05 Back Wall FSA | 12845-05

Size Inches: Size mm: Stitch Count:

6.45 X 3.74 in. 163.83 X 95.00 mm 44087 St.

- 1.White Fabric Placement Stitch.....0015
- 2.Cut Line and Tackdown.....0015
- 3.White Fabric Placement Stitch.....0015
- 4.Cut Line and Tackdown.....0015
- 5.Lace and Cover Stitch.....0015




12845-06 Center Roof FSA

Size Inches: Size mm: Stitch Count:

5.71 X 5.21 in. 145.03 X 132.33 mm 57835 St.

- 1.Gold Fabric Placement Stitch.....0015
- 2.Cut Line and Tackdown.....0015
- 3.Gold Fabric Placement Stitch.....0015
- 4.Cut Line and Tackdown.....0015
- 5.Lace and Cover Stitch.....0015

Note: Some designs in this collection may have been created using unique special stitches and/or techniques. To preserve design integrity when rescaling or rotating designs in your software, always rescale or rotate designs using the handles directly on-screen.



12845-07 Center Roof with Snow FSA

Size Inches: Size mm: Stitch Count:

5.69 X 5.19 in. 144.53 X 131.83 mm 53274 St.

- 1. Gold Fabric Placement Stitch.....0015
- 2. Cut Line and Tackdown.....0015
- 3. Gold Fabric Placement Stitch.....0015
- 4. Cut Line and Tackdown.....0015
- 5. White Fabric Placement Stitch.....0015
- 6. Cut Line and Tackdown.....0015
- 7. White Fabric Placement Stitch.....0015
- 8. Cut Line and Tackdown.....0015
- 9. Lace and Cover Stitch.....0015

12845-08 Right Side Wall FSA | 128

Size Inches: Size mm: Stitch Count:

5.65 X 4.14 in. 143.51 X 105.16 mm 42351 St.

- 1. White Fabric Placement Stitch.....0015
- 2. Cut Line and Tackdown.....0015
- 3. White Fabric Placement Stitch.....0015
- 4. Cut Line and Tackdown.....0015
- 5. Lace and Cover Stitch.....0015



Note: Some designs in this collection may have been created using unique special stitches and/or techniques. To preserve design integrity when rescaling or rotating designs in your software, always rescale or rotate designs using the handles directly on-screen.



12845-09 Right Front Wall FSA

Size Inches: Size mm: Stitch Count:

4.01 X 2.73 in. 101.85 X 69.34 mm 23971 St.

- 1.White Fabric Placement Stitch.....0015
- 2.Cut Line and Tackdown.....0015
- 3.Lace and Cover Stitch.....0015



12845-10 Right Back Wall FSA

Size Inches: Size mm: Stitch Count:

4.01 X 2.73 in. 101.85 X 69.34 mm 22471 St.

- 1.White Fabric Placement Stitch.....0015
- 2.Cut Line and Tackdown.....0015
- 3.Lace and Cover Stitch.....0015

Note: Some designs in this collection may have been created using unique special stitches and/or techniques. To preserve design integrity when rescaling or rotating designs in your software, always rescale or rotate designs using the handles directly on-screen.




12845-11 Left Side Wall FSA | 1284

Size Inches: Size mm: Stitch Count:

5.65 X 4.14 in. 143.51 X 105.16 mm 42346 St.

- 1.White Fabric Placement Stitch.....0015
- 2.Cut Line and Tackdown.....0015
- 3.White Fabric Placement Stitch.....0015
- 4.Cut Line and Tackdown.....0015
- 5.Lace and Cover Stitch.....0015




12845-12 Left Front Wall FSA

Size Inches: Size mm: Stitch Count:

4.01 X 2.74 in. 101.85 X 69.60 mm 23969 St.

- 1.White Fabric Placement Stitch.....0015
- 2.Cut Line and Tackdown.....0015
- 3.Lace and Cover Stitch.....0015

Note: Some designs in this collection may have been created using unique special stitches and/or techniques. To preserve design integrity when rescaling or rotating designs in your software, always rescale or rotate designs using the handles directly on-screen.




12845-13 Left Back Wall FSA

Size Inches: Size mm: Stitch Count:

4.01 X 2.73 in. 101.85 X 69.34 mm 21039 St.

- 1.White Fabric Placement Stitch.....0015
- 2.Cut Line and Tackdown.....0015
- 3.Gold Fabric Placement Stitch.....0015
- 4.Cut Line and Tackdown.....0015
- 5.Lace and Cover Stitch.....0015




12845-14 Left & Right Side Roof FS

Size Inches: Size mm: Stitch Count:

6.30 X 3.92 in. 160.02 X 99.57 mm 40680 St.

- 1.Gold Fabric Placement Stitch.....0015
- 2.Cut Line and Tackdown.....0015
- 3.Gold Fabric Placement Stitch.....0015
- 4.Cut Line and Tackdown.....0015
- 5.Lace and Cover Stitch.....0015

Note: Some designs in this collection may have been created using unique special stitches and/or techniques. To preserve design integrity when rescaling or rotating designs in your software, always rescale or rotate designs using the handles directly on-screen.

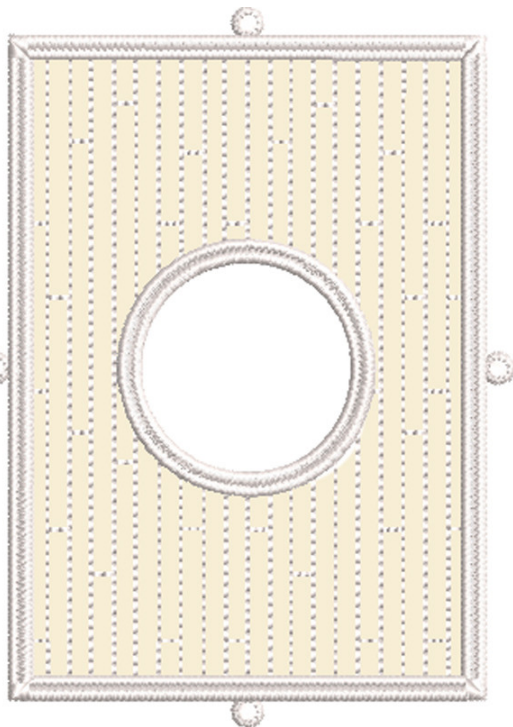


12845-15 Left & Right Side Roof wi

Size Inches: Size mm: Stitch Count:

6.30 X 3.92 in. 160.02 X 99.57 mm 40426 St.

- 1. Gold Fabric Placement Stitch.....0015
- 2. Cut Line and Tackdown.....0015
- 3. Gold Fabric Placement Stitch.....0015
- 4. Cut Line and Tackdown.....0015
- 5. White Fabric Placement Stitch.....0015
- 6. Cut Line and Tackdown.....0015
- 7. White Fabric Placement Stitch.....0015
- 8. Cut Line and Tackdown.....0015
- 9. Lace and Cover Stitch.....0015




12845-16 Center Foundation FSA

Size Inches: Size mm: Stitch Count:

5.14 X 3.79 in. 130.56 X 96.27 mm 11044 St.

- 1. Gold Fabric Placement Stitch.....0015
- 2. Cut Line and Tackdown.....0015
- 3. Lace and Cover Stitch.....0015

Note: Some designs in this collection may have been created using unique special stitches and/or techniques. To preserve design integrity when rescaling or rotating designs in your software, always rescale or rotate designs using the handles directly on-screen.



12845-17 Side Foundations FSA

Size Inches: Size mm: Stitch Count:

5.59 X 4.19 in. 141.99 X 106.43 mm 12632 St.

- 1. Gold Fabric Placement Stitch.....0015
- 2. Cut Line and Tackdown.....0015
- 3. Gold Fabric Placement Stitch.....0015
- 4. Cut Line and Tackdown.....0015
- 5. Lace and Cover Stitch.....0015

