


Note: Some designs in this collection may have been created using unique special stitches and/or techniques. To preserve design integrity when rescaling or rotating designs in your software, always rescale or rotate designs using the handles directly on-screen.

## 12647-01 Garage Front FSA

Size Inches:                      Size mm:                      Stitch Count:

4.9 X 5.57 in.    124.46 X 141.48 mm    37,245 St.

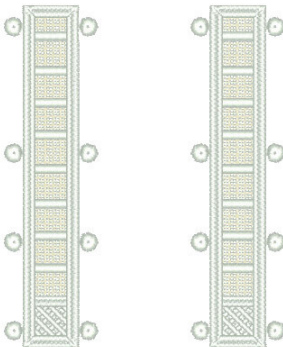


- 1. Garage Front Placement Stitch.....0015
- 2. Cut Line & Tackdown.....0015
- 3. Lace Detail.....0015
- 4. Lace Detail & Cover Stitch.....0015

## 12647-02 Garage Walls FSA

Size Inches:                      Size mm:                      Stitch Count:

3.26 X 3.97 in.    82.80 X 100.84 mm    15,482 St.




- 1. Right Garage Wall Placement Stitch.....0015
- 2. Cut Line & Tackdown.....0015
- 3. Lace Detail & Cover Stitch.....0015
- 4. Left Garage Wall Placement Stitch.....0015
- 5. Cut Line & Tackdown.....0015
- 6. Lace Detail & Cover Stitch.....0015

Note: Some designs in this collection may have been created using unique special stitches and/or techniques. To preserve design integrity when rescaling or rotating designs in your software, always rescale or rotate designs using the handles directly on-screen.

## 12647-03 Garage Door FSA

Size Inches:                      Size mm:                      Stitch Count:

4.4 X 3.98 in.    111.76 X 101.09 mm    36,933 St.




- 1. Garage Door Placement Stitch.....0015
- 2. Cut Line & Tackdown.....0015
- 3. Door Detail.....0015
- 4. Lace Detail & Cover Stitch.....0015

## 12647-04 Side Wall 1 FSA | 12647-0

Size Inches:                      Size mm:                      Stitch Count:

4.82 X 6.35 in.    122.43 X 161.29 mm    49,193 St.




- 1. Side Wall Placement Stitch.....0015
- 2. Cut Line & Tackdown.....0015
- 3. Lace Detail.....0015
- 4. Lace Detail & Cover Stitch.....0015

Note: Some designs in this collection may have been created using unique special stitches and/or techniques. To preserve design integrity when rescaling or rotating designs in your software, always rescale or rotate designs using the handles directly on-screen.

## 12647-05 Back Wall 1 FSA

Size Inches:                      Size mm:                      Stitch Count:

4.9 X 5.56 in.    124.46 X 141.22 mm    43,336 St.




- 1.Back Wall Placement Stitch.....0015
- 2.Cut Line & Tackdown.....0015
- 3.Lace Detail.....0015
- 4.Lace Detail & Cover Stitch.....0015

## 12647-06 Inner Wall FSA

Size Inches:                      Size mm:                      Stitch Count:

4.82 X 6.34 in.    122.43 X 161.04 mm    64,423 St.




- 1.Inner Wall Placement Stitch.....0015
- 2.Cut Line & Tackdown.....0015
- 3.Lace Detail.....0015
- 4.Lace Detail & Cover Stitch.....0015

Note: Some designs in this collection may have been created using unique special stitches and/or techniques. To preserve design integrity when rescaling or rotating designs in your software, always rescale or rotate designs using the handles directly on-screen.

## 12647-07 Roof 1 with Snow FSA

Size Inches:                      Size mm:                      Stitch Count:

5.26 X 5.77 in. 133.60 X 146.56 mm 52,318 St.




- 1.Plain Roof Placement Stitch.....0015
- 2.Cut Line & Tackdown.....0015
- 3.Roof Detail.....0015
- 4.Plain Roof Snow Placement Stitch.....0015
- 5.Cut Line & Tackdown.....0015
- 6.Snow Cover Stitch.....0015
- 7.Lace Detail & Cover Stitch.....0015
- 8.Slotted Roof Placement Stitch.....0015
- 9.Cut Line & Tackdown.....0015
- 10.Roof Detail.....0015
- 11.Slotted Roof Snow Placement Stitch.....0015
- 12.Cut Line & Tackdown.....0015
- 13.Snow Cover Stitch.....0015
- 14.Lace Detail & Cover Stitch.....0015

## 12647-08 Roof 1 FSA

Size Inches:                      Size mm:                      Stitch Count:

5.26 X 5.77 in. 133.60 X 146.56 mm 53,569 St.




- 1.Slotted Roof Placement Stitch.....0015
- 2.Cut Line & Tackdown.....0015
- 3.Roof Detail and Cover Stitch.....0015
- 4.Plain Roof Placement Stitch.....0015
- 5.Cut Line & Tackdown.....0015
- 6.Roof Detail & Cover Stitch.....0015

Note: Some designs in this collection may have been created using unique special stitches and/or techniques. To preserve design integrity when rescaling or rotating designs in your software, always rescale or rotate designs using the handles directly on-screen.

## 12647-09 Front Door FSA

Size Inches:                      Size mm:                      Stitch Count:

2.52 X 4.74 in. 64.01 X 120.40 mm 18,751 St.



- 1.Front Wall Placement Stitch.....0015
- 2.Cut Line & Tackdown.....0015
- 3.Door Placement Stitch.....0015
- 4.Cut Line & Tackdown.....0015
- 5.Lace Detail.....0015
- 6.Lace Detail & Cover Stitch.....0015

## 12647-10 Side Wall 2 FSA

Size Inches:                      Size mm:                      Stitch Count:

3.44 X 5.21 in. 87.38 X 132.33 mm 30,197 St.




- 1.Side Wall Placement Stitch.....0015
- 2.Cut Line & Tackdown.....0015
- 3.Lace Detail.....0015
- 4.Lace Detail & Cover Stitch.....0015

Note: Some designs in this collection may have been created using unique special stitches and/or techniques. To preserve design integrity when rescaling or rotating designs in your software, always rescale or rotate designs using the handles directly on-screen.

## 12647-11 Back Wall 2 FSA

Size Inches:                      Size mm:                      Stitch Count:

2.52 X 4.74 in. 64.01 X 120.40 mm 18,790 St.

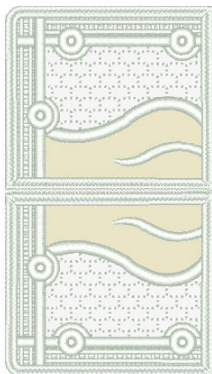


- 1.Back Wall Placement Stitch.....0015
- 2.Cut Line & Tackdown.....0015
- 3.Lace Detail.....0015
- 4.Lace Detail & Cover Stitch.....0015

## 12647-12 Roof 2 with Snow FSA

Size Inches:                      Size mm:                      Stitch Count:

2.42 X 4.31 in. 61.47 X 109.47 mm 21,494 St.




- 1.Roof Placement Stitch.....0015
- 2.Cut Line & Tackdown.....0015
- 3.Roof Detail.....0015
- 4.Snow Placement Stitch.....0015
- 5.Cut Line & Tackdown.....0015
- 6.Snow Cover Stitch.....0015
- 7.Lace Detail & Cover Stitch.....0015

Note: Some designs in this collection may have been created using unique special stitches and/or techniques. To preserve design integrity when rescaling or rotating designs in your software, always rescale or rotate designs using the handles directly on-screen.

## 12647-13 Roof 2 FSA

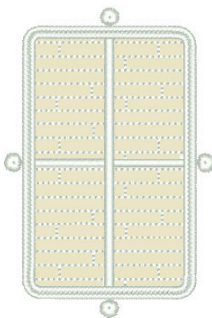
Size Inches:                      Size mm:                      Stitch Count:  
 2.42 X 4.3 in.    61.47 X 109.22 mm    21,300 St.



- 1.Roof Placement Stitch.....0015
- 2.Cut Line & Tackdown.....0015
- 3.Lace Detail & Cover Stitch.....0015

## 12647-14 Side Foundation FSA

Size Inches:                      Size mm:                      Stitch Count:  
 2.45 X 3.6 in.    62.23 X 91.44 mm    6,458 St.



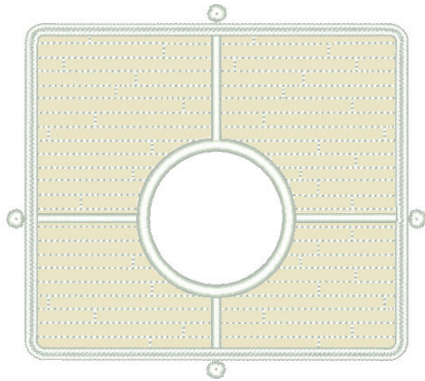
- 1.Side Foundation Placement Stitch.....0015
- 2.Cut Line & Tackdown.....0015
- 3.Side Foundation Detail & Cover Stitch.....0015

Note: Some designs in this collection may have been created using unique special stitches and/or techniques. To preserve design integrity when rescaling or rotating designs in your software, always rescale or rotate designs using the handles directly on-screen.

## 12647-15 Foundation FSA

Size Inches:                      Size mm:                      Stitch Count:

4.86 X 4.34 in. 123.44 X 110.24 mm 12,346 St.



- 1.Foundation Placement Stitch.....0015
- 2.Cut Line & Tackdown.....0015
- 3.Foundation Detail & Cover Stitch.....0015

## 12647-16 Firehouse Sign FSA

Size Inches:                      Size mm:                      Stitch Count:

2.2 X 5.22 in. 55.88 X 132.59 mm 12,916 St.



- 1.Sign Placement Stitch.....0015
- 2.Cut Line & Tackdown.....0015
- 3.Number Background Placement Stitch.....0015
- 4.Cut Line & Tackdown.....0015
- 5.Sign, Lace Detail & Cover Stitch.....0015