

Note: Some designs in this collection may have been created using unique special stitches and/or techniques. To preserve design integrity when rescaling or rotating designs in your software, always rescale or rotate designs using the handles directly on-screen.

## 12518-01 Front Wall FSA | 12518-01


Size Inches:                      Size mm:                      Stitch Count:  
 4.31 X 5 in.    109.47 X 127.00 mm 28,322 St.



- 1.Wall Placement Stitch.....0015
- 2.Wall Cut Line/Tackdown/Window Cut .....0015
- 3.Door and Sign Placement Stitch.....0015
- 4.Door and Sign Cut Line and Tackdown....0015
- 5.Lace.....0015
- 6.Lettering.....0015

## 12518-02 Back Wall FSA | 12518-02

Size Inches:                      Size mm:                      Stitch Count:  
 4.31 X 5 in.    109.47 X 127.00 mm 32,146 St.



- 1.Wall Placement Stitch.....0015
- 2.Wall Cut Line/Tackdown/Window Cut .....0015
- 3.Lace.....0015

Note: Some designs in this collection may have been created using unique special stitches and/or techniques. To preserve design integrity when rescaling or rotating designs in your software, always rescale or rotate designs using the handles directly on-screen.

## 12518-03 Left & Right Walls FSA

Size Inches:                      Size mm:                      Stitch Count:

3.3 X 4.96 in.    83.82 X 125.98 mm    29,365 St.

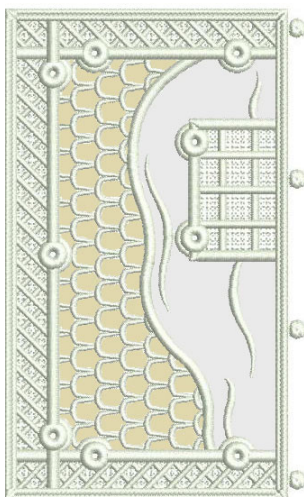


- 1.Wall Placement Stitch.....0015
- 2.Wall Cut Line/Tackdown/Window Cut .....0015
- 3.Lace.....0015

## 12518-04 Right Roof FSA | 12518-04

Size Inches:                      Size mm:                      Stitch Count:

3.5 X 5.7 in.    88.90 X 144.78 mm    34,638 St.



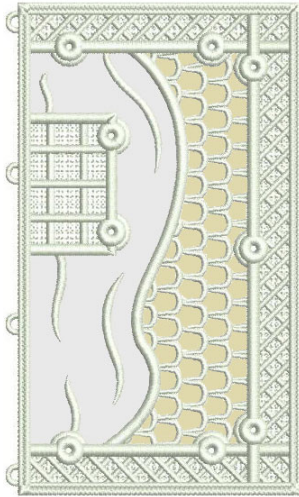
- 1.Roof Placement Stitch.....0015
- 2.Roof Cut Line and Tackdown.....0015
- 3.Snow Placement Stitch.....0015
- 4.Snow Cut Line and Tackdown.....0015
- 5.Lace.....0015

Note: Some designs in this collection may have been created using unique special stitches and/or techniques. To preserve design integrity when rescaling or rotating designs in your software, always rescale or rotate designs using the handles directly on-screen.

## 12518-05 Left Roof FSA | 12518-05

Size Inches:                      Size mm:                      Stitch Count:

3.43 X 5.7 in.    87.12 X 144.78 mm    33,660 St.

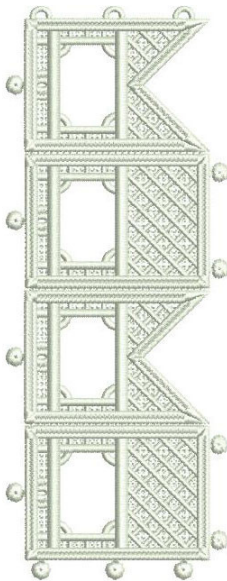


- 1.Roof Placement Stitch.....0015
- 2.Roof Cut Line and Tackdown.....0015
- 3.Snow Placement Stitch.....0015
- 4.Snow Cut Line and Tackdown.....0015
- 5.Lace.....0015

## 12518-06 Bell Tower Walls FSL

Size Inches:                      Size mm:                      Stitch Count:

2.59 X 6.64 in.    65.79 X 168.66 mm    29,315 St.



- 1.Single Color Design.....0015



Note: Some designs in this collection may have been created using unique special stitches and/or techniques. To preserve design integrity when rescaling or rotating designs in your software, always rescale or rotate designs using the handles directly on-screen.

## 12518-07 Bell Tower Roof FSL

Size Inches:                      Size mm:                      Stitch Count:

2.17 X 6.57 in. 55.12 X 166.88 mm 17,146 St.

1. Single Color Design.....0015



---

## 12518-08 Bell Tower Ceiling FSL

Size Inches:                      Size mm:                      Stitch Count:

1.99 X 1.99 in. 50.55 X 50.55 mm 6,262 St.

1. Single Color Design.....0015



Note: Some designs in this collection may have been created using unique special stitches and/or techniques. To preserve design integrity when rescaling or rotating designs in your software, always rescale or rotate designs using the handles directly on-screen.

## 12518-09 School Bell FSL

Size Inches:            Size mm:            Stitch Count:  
2.02 X 3.64 in.    51.31 X 92.46 mm    6,109 St.

1. Single Color Design.....0015



---

## 12518-10 Front Wall Eave FSL

Size Inches:            Size mm:            Stitch Count:  
2.44 X 0.73 in.    61.98 X 18.54 mm    4,302 St.

1. Single Color Design.....0015

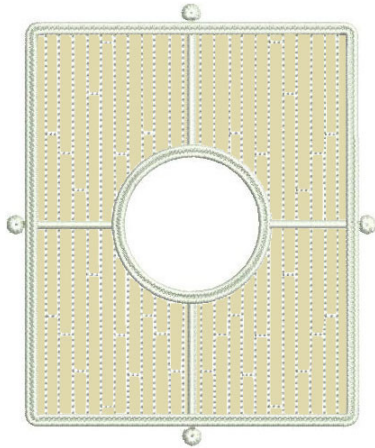


Note: Some designs in this collection may have been created using unique special stitches and/or techniques. To preserve design integrity when rescaling or rotating designs in your software, always rescale or rotate designs using the handles directly on-screen.

## 12518-11 Floor FSA | 12518-11

Size Inches:                      Size mm:                      Stitch Count:

4.29 X 5.12 in. 108.97 X 130.05 mm 12,460 St.




- 1.Floor Placement Stitch.....0015
- 2.Floor Cut Line/Tackdown/Center Cut .....0015
- 3.Cover Stitch and Detail.....0015

---

## 12518-12 Well Walls FSL

Size Inches:                      Size mm:                      Stitch Count:

4.95 X 2.42 in. 125.73 X 61.47 mm 18,116 St.



- 1.Single Color Design.....0015

Note: Some designs in this collection may have been created using unique special stitches and/or techniques. To preserve design integrity when rescaling or rotating designs in your software, always rescale or rotate designs using the handles directly on-screen.

### 12518-13 Well Roof FSL

Size Inches:                      Size mm:                      Stitch Count:

1.62 X 1.95 in.    41.15 X 49.53 mm    8,200 St.

1.Single Color Design.....0015



---

### 12518-14 Well Floor FSL

Size Inches:                      Size mm:                      Stitch Count:

1.52 X 1.71 in.    38.61 X 43.43 mm    3,626 St.

1.Single Color Design.....0015

