




Note: Some designs in this collection may have been created using unique special stitches and/or techniques. To preserve design integrity when rescaling or rotating designs in your software, always rescale or rotate designs using the handles directly on-screen.

12502-01 Cutie Appliqué Alphabet A

Size Inches: Size mm: Stitch Count:

1.93 X 1.52 in. 49.02 X 38.61 mm 1,493 St.






	1. Letter Placement Stitch.....	2905
	2. Cut Line and Tackdown.....	2905
	3. Letter Cover Stitch.....	2905

12502-02 Cutie Appliqué Alphabet B

Size Inches: Size mm: Stitch Count:

1.87 X 1.33 in. 47.50 X 33.78 mm 1,805 St.



	1. Letter Placement Stitch.....	0821
	2. Cut Line and Tackdown.....	0821
	3. Letter Cover Stitch.....	0821

Note: Some designs in this collection may have been created using unique special stitches and/or techniques. To preserve design integrity when rescaling or rotating designs in your software, always rescale or rotate designs using the handles directly on-screen.

12502-03 Cutie Appliqué Alphabet C

Size Inches: Size mm: Stitch Count:

2.02 X 1.52 in. 51.31 X 38.61 mm 1,567 St.



■	1. Letter Placement Stitch.....	2115
■	2. Cut Line and Tackdown.....	2115
■	3. Letter Cover Stitch.....	2115

12502-04 Cutie Appliqué Alphabet D

Size Inches: Size mm: Stitch Count:

1.42 X 1.86 in. 36.07 X 47.24 mm 1,568 St.



■	1. Letter Placement Stitch.....	5633
■	2. Cut Line and Tackdown.....	5633
■	3. Letter Cover Stitch.....	5633

Note: Some designs in this collection may have been created using unique special stitches and/or techniques. To preserve design integrity when rescaling or rotating designs in your software, always rescale or rotate designs using the handles directly on-screen.

12502-05 Cutie Appliqué Alphabet E

Size Inches: Size mm: Stitch Count:

1.48 X 2.07 in. 37.59 X 52.58 mm 1,753 St.



- 1. Letter placement Stitch.....3901
- 2. Cut Line and Tackdown.....3901
- 3. Letter Cover Stitch.....3901

12502-06 Cutie Appliqué Alphabet F

Size Inches: Size mm: Stitch Count:

2.09 X 1.33 in. 53.09 X 33.78 mm 1,381 St.



- 1. Letter Placement Stitch.....0931
- 2. Cut Line and Tackdown.....0931
- 3. Letter Cover Stitch.....0931

Note: Some designs in this collection may have been created using unique special stitches and/or techniques. To preserve design integrity when rescaling or rotating designs in your software, always rescale or rotate designs using the handles directly on-screen.

12502-07 Cutie Appliqué Alphabet G

Size Inches: Size mm: Stitch Count:

1.73 X 2.03 in. 43.94 X 51.56 mm 1,778 St.



- 1. Letter Placement Stitch.....1902
- 2. Cut Line and Tackdown.....1902
- 3. Letter Cover Stitch.....1902

12502-08 Cutie Appliqué Alphabet H

Size Inches: Size mm: Stitch Count:

1.6 X 1.98 in. 40.64 X 50.29 mm 1,778 St.



- 1. Letter Placement Stitch.....2905
- 2. Cut Line and Tackdown.....2905
- 3. Letter Cover Stitch.....2905




Note: Some designs in this collection may have been created using unique special stitches and/or techniques. To preserve design integrity when rescaling or rotating designs in your software, always rescale or rotate designs using the handles directly on-screen.

12502-09 Cutie Appliqué Alphabet I

Size Inches: Size mm: Stitch Count:

1.13 X 2.08 in. 28.70 X 52.83 mm 1,390 St.






	1. Letter Placement Stitch.....	3901
	2. Cut Line and Tackdown.....	3901
	3. Letter Cover Stitch.....	3901

12502-10 Cutie Appliqué Alphabet J

Size Inches: Size mm: Stitch Count:

1.54 X 1.94 in. 39.12 X 49.28 mm 1,417 St.



	1. Letter Placement Stitch.....	0931
	2. Cut Line and Tackdown.....	0931
	3. Letter Cover Stitch.....	0931




Note: Some designs in this collection may have been created using unique special stitches and/or techniques. To preserve design integrity when rescaling or rotating designs in your software, always rescale or rotate designs using the handles directly on-screen.

12502-11 Cutie Appliqué Alphabet K

Size Inches: Size mm: Stitch Count:

1.52 X 1.95 in. 38.61 X 49.53 mm 1,785 St.






	1. Letter Placement Stitch.....	5633
	2. Cut Line and Tackdown.....	5633
	3. Letter Cover Stitch.....	5633

12502-12 Cutie Appliqué Alphabet L

Size Inches: Size mm: Stitch Count:

1.36 X 2.14 in. 34.54 X 54.36 mm 1,280 St.



	1. Letter Placement Stitch.....	2830
	2. Cut Line and Tackdown.....	2830
	3. Letter Cover Stitch.....	2830

Note: Some designs in this collection may have been created using unique special stitches and/or techniques. To preserve design integrity when rescaling or rotating designs in your software, always rescale or rotate designs using the handles directly on-screen.

12502-13 Cutie Appliqué Alphabet M

Size Inches: Size mm: Stitch Count:

1.88 X 2.02 in. 47.75 X 51.31 mm 2,080 St.



- 1. Letter Placement Stitch.....0821
- 2. Cut Line and Tackdown.....0821
- 3. Letter Cover Stitch.....0821

12502-14 Cutie Appliqué Alphabet N

Size Inches: Size mm: Stitch Count:

1.54 X 2.02 in. 39.12 X 51.31 mm 1,890 St.



- 1. Letter Placement Stitch.....3901
- 2. Cut Line and Tackdown.....3901
- 3. Letter Cover Stitch.....3901

Note: Some designs in this collection may have been created using unique special stitches and/or techniques. To preserve design integrity when rescaling or rotating designs in your software, always rescale or rotate designs using the handles directly on-screen.

12502-15 Cutie Appliqué Alphabet O

Size Inches: Size mm: Stitch Count:

1.44 X 1.94 in. 36.58 X 49.28 mm 1,674 St.



- 1. Letter Placement Stitch.....2115
- 2. Cut Line and Tackdown.....2115
- 3. Letter Cover Stitch.....2115

12502-16 Cutie Appliqué Alphabet P

Size Inches: Size mm: Stitch Count:

1.37 X 2.12 in. 34.80 X 53.85 mm 1,588 St.



- 1. Letter Placement Stitch.....0821
- 2. Cut Line and Tackdown.....0821
- 3. Letter Cover Stitch.....0821

Note: Some designs in this collection may have been created using unique special stitches and/or techniques. To preserve design integrity when rescaling or rotating designs in your software, always rescale or rotate designs using the handles directly on-screen.

12502-17 Cutie Appliqué Alphabet Q

Size Inches: Size mm: Stitch Count:

1.71 X 2.18 in. 43.43 X 55.37 mm 1,978 St.



- 1. Letter Placement Stitch.....5912
- 2. Cut Line and Tackdown.....5912
- 3. Letter Cover Stitch.....5912

12502-18 Cutie Appliqué Alphabet R

Size Inches: Size mm: Stitch Count:

1.55 X 2.17 in. 39.37 X 55.12 mm 2,000 St.



- 1. Letter Placement Stitch.....2830
- 2. Cut Line and Tackdown.....2830
- 3. Letter Cover Stitch.....2830

Note: Some designs in this collection may have been created using unique special stitches and/or techniques. To preserve design integrity when rescaling or rotating designs in your software, always rescale or rotate designs using the handles directly on-screen.

12502-19 Cutie Appliqué Alphabet S

Size Inches: Size mm: Stitch Count:

1.44 X 2.12 in. 36.58 X 53.85 mm 1,589 St.



- 1. Letter Placement Stitch.....0931
- 2. Cut Line and Tackdown.....0931
- 3. Letter Cover Stitch.....0931

12502-20 Cutie Appliqué Alphabet T

Size Inches: Size mm: Stitch Count:

1.77 X 2.03 in. 44.96 X 51.56 mm 1,453 St.



- 1. Letter Placement Stitch.....2115
- 2. Cut Line and Tackdown.....2115
- 3. Letter Cover Stitch.....2115

Note: Some designs in this collection may have been created using unique special stitches and/or techniques. To preserve design integrity when rescaling or rotating designs in your software, always rescale or rotate designs using the handles directly on-screen.

12502-21 Cutie Appliqué Alphabet U

Size Inches: Size mm: Stitch Count:

1.73 X 1.86 in. 43.94 X 47.24 mm 1,669 St.



- 1. Letter Placement Stitch.....5633
- 2. Cut Line and Tackdown.....5633
- 3. Letter Cover Stitch.....5633

12502-22 Cutie Appliqué Alphabet V

Size Inches: Size mm: Stitch Count:

1.79 X 2.13 in. 45.47 X 54.10 mm 1,424 St.



- 1. Letter Placement Stitch.....3901
- 2. Cut Line and Tackdown.....3901
- 3. Letter Cover Stitch.....3901

Note: Some designs in this collection may have been created using unique special stitches and/or techniques. To preserve design integrity when rescaling or rotating designs in your software, always rescale or rotate designs using the handles directly on-screen.

12502-23 Cutie Appliqué Alphabet W

Size Inches: Size mm: Stitch Count:

2.14 X 2.04 in. 54.36 X 51.82 mm 1,924 St.



- 1. Letter Placement Stitch.....2115
- 2. Cut line and Tackdown.....2115
- 3. Letter Cover Stitch.....2115

12502-24 Cutie Appliqué Alphabet X

Size Inches: Size mm: Stitch Count:

1.93 X 2.28 in. 49.02 X 57.91 mm 1,780 St.



- 1. Letter Placement Stitch.....0821
- 2. Cut Line and Tackdown.....0821
- 3. Letter Cover Stitch.....0821

Note: Some designs in this collection may have been created using unique special stitches and/or techniques. To preserve design integrity when rescaling or rotating designs in your software, always rescale or rotate designs using the handles directly on-screen.

12502-25 Cutie Appliqué Alphabet Y

Size Inches: Size mm: Stitch Count:

1.79 X 2.14 in. 45.47 X 54.36 mm 1,366 St.



- 1. Letter Placement Stitch.....2905
- 2. Cut Line and Tackdown.....2905
- 3. Letter Cover Stitch.....2905

12502-26 Cutie Appliqué Alphabet Z

Size Inches: Size mm: Stitch Count:

1.48 X 1.9 in. 37.59 X 48.26 mm 1,496 St.



- 1. Letter Placement Stitch.....1902
- 2. Cut Line and Tackdown.....1902
- 3. Letter Cover Stitch.....1902