


Note: Some designs in this collection may have been created using unique special stitches and/or techniques. To preserve design integrity when rescaling or rotating designs in your software, always rescale or rotate designs using the handles directly on-screen.

12424-01 Front Wall FSA | 12424-01

Size Inches: Size mm: Stitch Count:

4.15 X 6.13 in. 105.41 X 155.70 mm 36,673 St.




- 1.Placement Stitch.....0015
- 2.Cut Line and Tackdown.....0015
- 3.Lace.....0015

12424-02 Inner Wall FSA | 12424-02

Size Inches: Size mm: Stitch Count:

4.14 X 4.96 in. 105.16 X 125.98 mm 27,149 St.




- 1.Placement Stitch.....0015
- 2.Cut Line and Tackdown.....0015
- 3.Lace.....0015

Note: Some designs in this collection may have been created using unique special stitches and/or techniques. To preserve design integrity when rescaling or rotating designs in your software, always rescale or rotate designs using the handles directly on-screen.

12424-03 Back Wall FSA | 12424-03

Size Inches: Size mm: Stitch Count:

4.15 X 6.13 in. 105.41 X 155.70 mm 38,966 St.




- 1.Placement Stitch.....0015
- 2.Cut Line and Tackdown.....0015
- 3.Lace.....0015

12424-04 Left Wall FSA | 12424-04

Size Inches: Size mm: Stitch Count:

4.14 X 4.97 in. 105.16 X 126.24 mm 34,044 St.



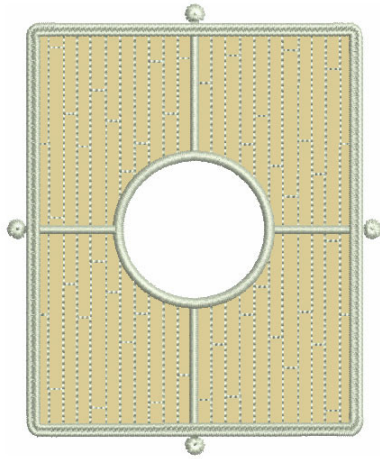
- 1.Placement Stitch.....0015
- 2.Cut Line and Tackdown.....0015
- 3.Lace.....0015

Note: Some designs in this collection may have been created using unique special stitches and/or techniques. To preserve design integrity when rescaling or rotating designs in your software, always rescale or rotate designs using the handles directly on-screen.

12424-05 Foundation 1 FSA | 12424-

Size Inches: Size mm: Stitch Count:

4.15 X 5.12 in. 105.41 X 130.05 mm 11,321 St.

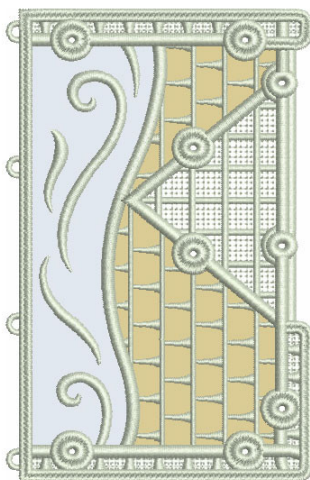


- 1.Placement Stitch.....0015
- 2.Cut Line and Tackdown.....0015
- 3.Lace.....0015

12424-06 Right Roof FSA | 12424-06

Size Inches: Size mm: Stitch Count:

3.39 X 5.37 in. 86.11 X 136.40 mm 23,848 St.




- 1.Roof Placement Stitch.....0015
- 2.Roof Cut Line and Tackdown.....0015
- 3.Snow Placement Stitch.....0015
- 4.Snow Cut Line and Tackdown.....0015
- 5.Lace.....0015

Note: Some designs in this collection may have been created using unique special stitches and/or techniques. To preserve design integrity when rescaling or rotating designs in your software, always rescale or rotate designs using the handles directly on-screen.

12424-07 Left Roof FSA | 12424-07

Size Inches: Size mm: Stitch Count:

3.45 X 5.38 in. 87.63 X 136.65 mm 36,673 St.




- 1.Roof Placement Stitch.....0015
- 2.Roof Cut Line and Tackdown.....0015
- 3.Snow Placement Stitch.....0015
- 4.Snow Cut Line and Tackdown.....0015
- 5.Lace.....0015

12424-08 Chimney FSL | 12424-08

Size Inches: Size mm: Stitch Count:

4.68 X 2.44 in. 118.87 X 61.98 mm 16,938 St.




- 1.Single Color Design.....0015

Note: Some designs in this collection may have been created using unique special stitches and/or techniques. To preserve design integrity when rescaling or rotating designs in your software, always rescale or rotate designs using the handles directly on-screen.

12424-09 Front & Back Wing Wall FS

Size Inches: Size mm: Stitch Count:

2.7 X 4.15 in. 68.58 X 105.41 mm 16,698 St.




- 1.Placement Stitch.....0015
- 2.Cut Line and Tackdown.....0015
- 3.Lace.....0015

12424-10 Right Wall FSA | 12424-10

Size Inches: Size mm: Stitch Count:

3.27 X 5.2 in. 83.06 X 132.08 mm 26,942 St.




- 1.Placement Stitch.....0015
- 2.Cut Line and Tackdown.....0015
- 3.Lace.....0015

Note: Some designs in this collection may have been created using unique special stitches and/or techniques. To preserve design integrity when rescaling or rotating designs in your software, always rescale or rotate designs using the handles directly on-screen.

12424-11 Wing Roof FSA | 12424-11

Size Inches: Size mm: Stitch Count:

3.8 X 4.53 in. 96.52 X 115.06 mm 20,797 St.



- 1.Roof Placement Stitch.....0015
- 2.Roof Cut Line and Tackdown.....0015
- 3.Snow Placement Stitch.....0015
- 4.Snow Cut Line and Tackdown.....0015
- 5.Lace.....0015

12424-12 Foundation 2 FSA | 12424-

Size Inches: Size mm: Stitch Count:

2.7 X 3.41 in. 68.58 X 86.61 mm 5,341 St.



- 1.Placement Stitch.....0015
- 2.Cut Line and Tackdown.....0015
- 3.Lace.....0015